

NATIONAL DEFENSE UNIVERSITY



International Student Management Office Fellows Handbook

(Revised November 2020)

Suspected CUI//SP-PII

Dear Fellows:

We will soon welcome you to Washington DC, capital of the United States of America. This beautiful city is the core of American government, and it serves as a world-renowned educational center as well as a diverse cultural hub. The staff at the International Student Management Office (ISMO) encourages you to enjoy your stay here as you experience politics, history, science, sports, art, and more. Fort Lesley J. McNair, home of the National Defense University (NDU), is ideally situated in the heart of Washington, DC, for you to experience all of these things.

This handbook is designed to ease your transition into the NDU educational program for which you were personally selected. We have provided important information about housing, transportation, identification documents, and basic living needs. Please read it thoroughly. Unfortunately, no handbook can contain all of the information that you will need, but you can talk to the staff, consult local directories, or use the internet to find any other information that you may need. Almost any question you may have about NDU that is not covered by the handbook can be found at www.ndu.edu. Information specifically about ISMO can be accessed at ismo.ndu.edu.

The most rewarding source of information about the DC metro area, and about America in general, is the population that surrounds you. Get to know your fellow students and neighbors, make acquaintances, and share experiences. They can give you suggestions about how to make the most of your experience in the USA.

We encourage you to explore DC for yourself. It is our hope that you will leave America with an appreciation for its tremendous strengths and an understanding of its shortcomings. We are confident that your experience will be a great one. We are excited to assist you and your families to make that happen.

Sincerely,

The ISMO Staff

TABLE OF CONTENTS

ISMO Staff Directory	6
-----------------------------------	----------

Maps.....	7
------------------	----------

Washington, District of Columbia, USA..	13
--	-----------

Logic of the city.....	13
------------------------	----

COVID-19 in the national capital region (NCR)	15
--	-----------

Military ID Cards.....	15
-------------------------------	-----------

Invitational Travel Order (ITO)	15
---------------------------------------	----

United States Military ID	16
---------------------------------	----

Dependent ID Cards	16
--------------------------	----

Appointment Locations for Dependents	17
--	----

Social Security Number (SSN)	19
------------------------------------	----

Temporary Living Allowance (TLA)	20
---	-----------

Advances	21
----------------	----

Medical and Dental Care	22
--------------------------------------	-----------

Military Health Care.....	22
---------------------------	----

Fort McNair Military Health Care	22
--	----

Civilian Health Care	23
----------------------------	----

Dependents Health care	23
------------------------------	----

On-the-spot Registration: Need for immediate care	23
--	----

Medical Transportation Policy	24
-------------------------------------	----

Should Dependents Go to Military or Civilian Hospitals?	24
---	----

Local Pharmacies	25
------------------------	----

Emergency Rooms (ER).....	25
---------------------------	----

Civilian Urgent Care	26
----------------------------	----

Make a Medical Appointment	27
----------------------------------	----

For Fellows	27
-------------------	----

For Dependents.....	27
---------------------	----

Paying Medical Bills.....	29
---------------------------	----

For Fellows	29
-------------------	----

For Dependents.....	29
---------------------	----

Dependent Medical Insurance	30
--	-----------

Authorizing Dependents on the ITO.....	30
--	----

Pre-Existing Conditions	30
-------------------------------	----

Dependents with RHCA, PFP, SOFA, NATO Coverage	31
--	----

Reciprocal Health Care Agreements (RHCA):	31
---	----

NATO Status of Forces (SOFAs) and Partnerships for Peace (Pfp) Agreements	31
---	----

Pregnancy Regulations	31
-----------------------------	----

Traveler's Medical Insurance Policy Options	32
---	----

Other Important Considerations Regarding Healthcare in the U.S.....	32
---	----

Helpful Hints	33
---------------------	----

Understand the terms of your policy.....	33
--	----

Before you have a procedure.	33
-----------------------------------	----

Lowering Prescription Cost.	34
----------------------------------	----

Medication.....	34
-----------------	----

Emergency treatment.....	34
--------------------------	----

Verifying your Bill Amount.....	34
---------------------------------	----

Urgent Care.....	34
------------------	----

Appeals.	34
---------------	----

Frequently Asked Questions:	34
-----------------------------------	----

Medical Treatment Facilities	37
---	-----------

Military Medical Treatment Facilities	37
---	----

Civilian Hospitals and Emergency Rooms	38
--	----

Civilian Urgent Care Facilities	38
---------------------------------------	----

Transportation	40
-----------------------------	-----------

The Metro	40
-----------------	----

Fares and Schedules.....	40
--------------------------	----

Peak Fare and Off-Peak Fare	41
-----------------------------------	----

Passes.....	41
-------------	----

Metro Lines	42
-------------------	----

Getting to Fort McNair via Metro	42
--	----

Metrobis & DC Circulator	43
--------------------------------	----

Biking.....	43
-------------	----

Capital Bikeshare	43
-------------------------	----

Taxi Services.....	43
--------------------	----

Ride-sharing Apps (Uber, Via, and Lyft)	44
---	----

Driving in Greater DC	45
------------------------------------	-----------

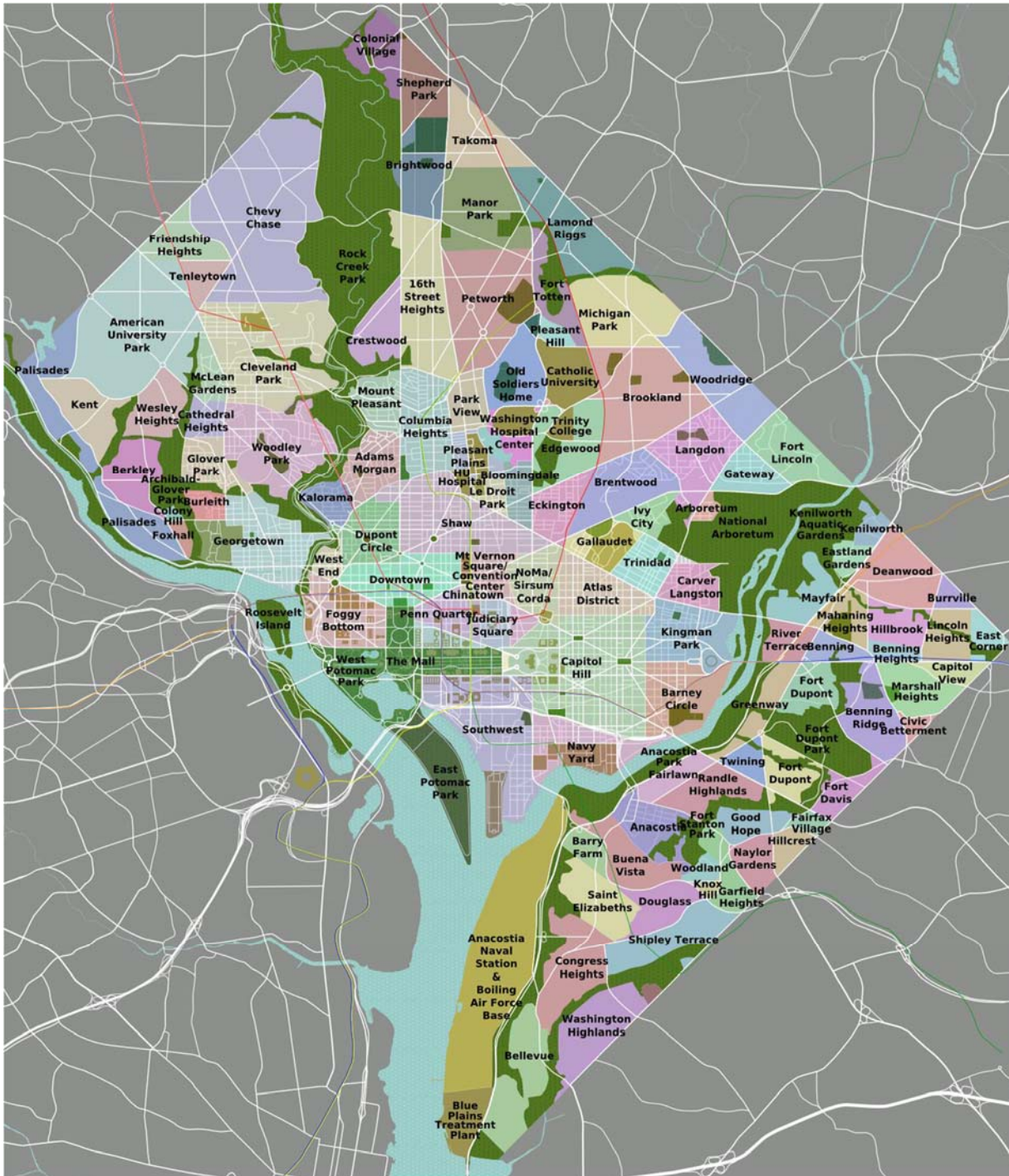
Obtaining a Driver's License	45
Washington DC	45
Virginia	46
Maryland	46
Buying a Car	47
Vehicle Registration and Car Insurance	48
Washington DC	48
Virginia	50
Maryland	50
COVID-19 and the DMV	51
Car Insurance	51
Renting a Car	52
E-ZPass - Electronic Toll Collection	53
HOV- High Occupancy Vehicle Lane	54
Importing a Car	54
Finding Housing in Washington, DC.....	55
Types of Housing	55
TLA-Recipients	55
Non-TLA Recipients	56
Utilities (For Non-TLA Recipients)	57
Furnishing Your Residence (non-TLA recipients)	58
Furniture Rental.....	58
Furniture Purchase	58
Renter's Insurance	60
Cell Phones	61
Frequently Asked Questions	62
Mobile Phone Contracts.....	62
Documentation Requirements.....	62
Deposits and Discounts	63
Computers.....	64
IT Network & Accounts	65
Requesting an NDU Network Account	65
NDU Data Usage Guidance	65
Minimum Computing Requirements for Student Devices	67
IT Services Provided by NDU	67

Banking	67
Bank Accounts	68
Automated Teller Machine (ATM)	68
Frequently Asked Banking Questions	68
Debit Cards vs Credit Cards.....	68
ExchanglNG Money, Wire Transfers, & Carrying Cash..	69
Establishing Credit & Credit ScoreS	70
Support for Spouses.....	72
Day Care Options for Younger Children	73
General Consumer Information	74
Tipping.....	74
Online Shopping and Telemarketing	75
Identity Theft & Scams	77
How to Protect Your Identity & Your Accounts	77
Scams	77
How To Write a Check	79
Shopping	79
Food	79
Malls.....	81
Discount Shopping.....	81
Military Commissaries and Exchanges	82
Social Life, Entertainment, and Tourism	84
Museums	84
Theaters	84
Sports	85
Calendar of Events.....	86
Outprocessing	89
Return Travel.....	89
ID Cards	90
Leave.....	90
Retainable Instructional Materials (RIM)	90
Academic Reports	90
Apostille Process.....	90

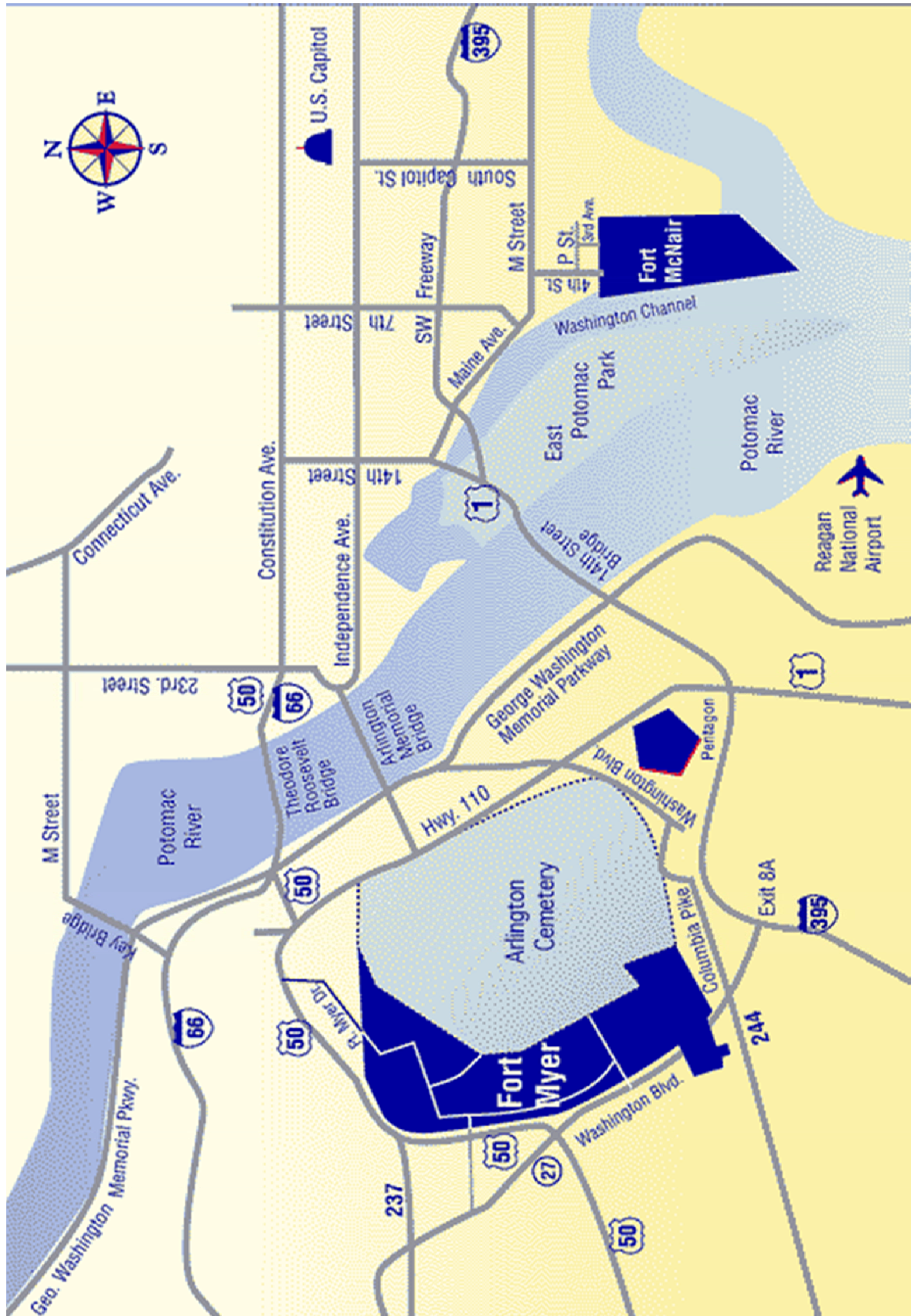
ISMO STAFF DIRECTORY

AMB Todd Robinson	Director	todd.d.robinson.civ@ndu.edu	(202) 685-4242
Jorge Ascunce	Deputy Director	jorge.ascunce@ndu.edu	(202) 685-4239
Andrew McMillan	TLA, Medical	andrew.mcmillan.civ@ndu.edu	(202) 685-4128
Blake Traeger	International Visits	geoffrey.traeger.civ@ndu.edu	(202) 685-4545
Casey Vaughn	Field Studies Manager	casey.t.vaughn.civ@ndu.edu	(202) 685-1704
Cat Tappert	DVOT	c.a.tappert.civ@ndu.edu	(202) 685-4075
Devin Hess	Alumni	devin.t.hess.civ@ndu.edu	(202) 685-6861
Laura Garvie	Sponsors, Family Programs	laura.m.garvie.civ@ndu.edu	(202) 685-4240
Lizzy McCahon	TLA, Transition	elizabeth.j.mccahon.civ@ndu.edu	(202) 685-4240
Madeline Fedoris	Transition, Student Support	m.a.dubois.civ@ndu.edu	(202) 685-1702
Lt. Col Mark Tyler	HR, Contracts, Procurement	mark.a.tyler.mil@ndu.edu	(202) 685-4506
May Chung	Writing Support	may.f.chung@ndu.edu	(202) 685-2010
Michael Shrout	American Studies, Academics	michael.shrout.civ@ndu.edu	(202) 685-3944
Sara Valentine	TLA	sara.e.valentine.civ@ndu.edu	(202) 685-4240
Victoria Zyp	Field Studies Coordinator	victoria.l.zyp.civ@ndu.edu	(202) 685-4241
Syanti Dafoe	ISMO Support, South Campus	syanti.dafoe.civ@ndu.edu	(757) 443-6309
Omar Araiza	ISMO Support, South Campus	omar.araiza.civ@ndu.edu	(757) 443-6134

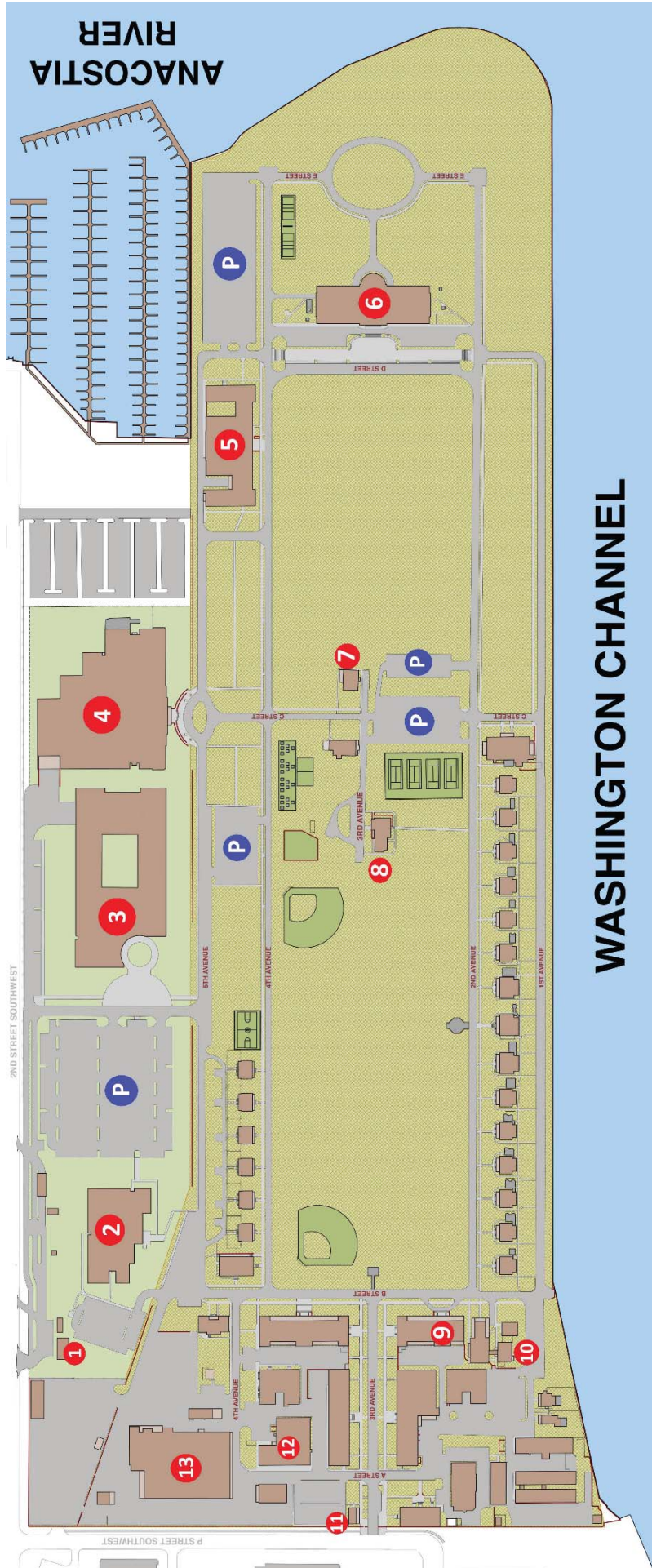
Washington, DC by Neighborhood



Location of Fort Lesley J. McNair, Fort Myer and the Pentagon

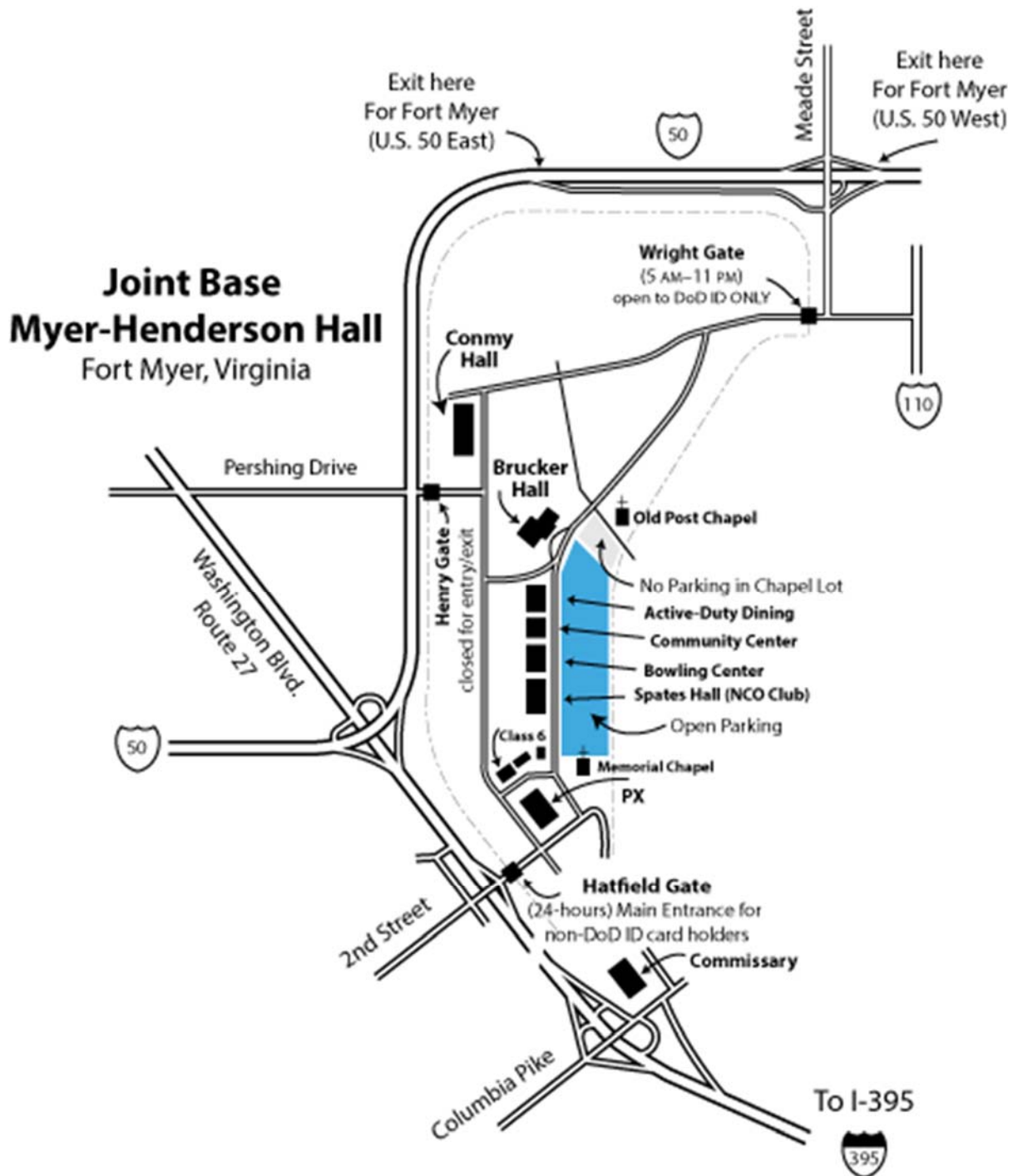


Fort McNair and NDU Campus



- | | |
|-------------------------------------|------------------------------------|
| 1 – Visitor Control | 8 – Grant Hall |
| 2 – Fitness Center | 9 – Inter-American Defense College |
| 3 – Lincoln Hall (CISA) | 10 – Health Clinic |
| 4 – Marshall Hall and Library (CIC) | 11 – Post Office |
| 5 – Eisenhower Hall (ES) | 12 – Barber Shop |
| 6 – Roosevelt Hall (NWC) | 13 – Center of Military History |
| 7 – Davies Hall | |
| | P – Parking lot |

Fort Albert J. Myer / Joint Base Anderson Hall



For more detailed directions, visit: www.army.mil/jbmhh

Then select **JBM-HH Maps and Direction (Resources>Information>JBM-HH Maps and Directions)**

Map of Area Military Medical Facilities



2. Walter Reed National Medical Center

8901 Wisconsin Avenue
Bethesda, MD

ER and Specialty Appointments

3. Washington Navy Yard Branch Medical Clinic

Building 175

915 N Street SE Washington, DC

Dental Active Duty only

4. Andrew Rader US Army Health Clinic

401 Carpenter Road
Fort Myer, VA 22211

Primary Appointments—NATO countries only

5. Fort Belvoir Community Hospital 9300 DeWitt Loop

Fort Belvoir, VA 22060

Primary and ER

Metro-Rail Line Map



wmata.com
Customer Information Service: 202-637-7000
TTY Phone: 202-962-2033
Metro Transit Police: 202-962-2121

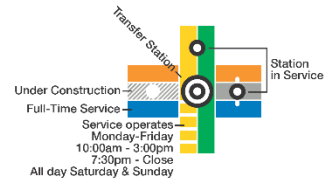
Legend

- **RD** Red Line • Glenmont / Shady Grove
- **OR** Orange Line • New Carrollton / Vienna
- **BL** Blue Line • Franconia-Springfield / Largo Town Center
- **GR** Green Line • Branch Ave / Greenbelt
- **YL** Yellow Line • Huntington / Mt Vernon Sq / Fort Totten
- **SV** Silver Line • Wiehle-Reston East / Largo Town Center

Station Features

- Bus to Airport
- Parking
- Hospital
- Airport

Connecting Rail Systems



Metro is accessible.

N
Map is not to scale





WASHINGTON, DISTRICT OF COLUMBIA, USA

Washington DC has an estimated population of just over 700,000 people. George Washington chose this site so that the city would be at the junction of the Potomac and Anacostia rivers. The neighboring states of Maryland and Virginia donated land on both sides of the Potomac to establish the 100 square mile area which became the District of Columbia.

Most of the people who work in Washington live in the suburbs that surround the city and commute each day. In Virginia, south of the Potomac, Arlington County is the closest county to DC, followed by the City of Alexandria. To the north lies Maryland, with suburbs such as Montgomery and Prince George's counties.

LOGIC OF THE CITY

The four corners of the diamond-shape of the city point to the north, south, east, and west. Washington is organized into four wedge-shaped quadrants: Southwest (SW), Southeast (SE), Northeast (NE) and Northwest (NW). The US Capitol Building is at the center. North Capitol Street, East Capitol Street, and South Capitol Street separate the quadrants.

Within each quadrant, numbered streets run north and south, and lettered streets run east and west. Streets named after states cut across the grid diagonally and meet in traffic circles. Addresses on lettered streets give a clue to the numbered cross street at the end of each block. For example, the DC Department of Motor Vehicles, located at 301 C St NW, lies on C Street between 3rd and 4th Streets, Northwest Region.

There are four 1st Streets, four E Streets, etc. — one for each quadrant of the city. As a result, the addresses must show a designation of NW, SW, NE, or SE to prevent confusion.

Avenues named after states meet at circles or squares. You will probably hear of the noteworthy ones:

- **Mount Vernon Square** (Massachusetts and New York Avenues)
- **DuPont Circle** (Connecticut, Massachusetts, and New Hampshire Avenues)
- **Washington Circle** (New Hampshire and Pennsylvania Avenues)
- **Scott Circle** (Massachusetts and Rhode Island Avenues and 16th Street)
- **Logan Circle** (Vermont and Rhode Island and 13th Street)

The following are some of the major roads you will encounter in Washington DC:

- **Massachusetts Avenue** runs from Union Station past the National Cathedral and into Maryland. This is the road where most countries' Embassies are located.
- **Wisconsin Avenue** starts in Georgetown and leads north to the Maryland suburbs.
- **Connecticut Avenue** runs from Lafayette Square, around DuPont Circle and past the National Zoo through Chevy Chase, MD and out to Aspen Hill, MD.
- **14th Street SE** connects Washington DC to the Virginia suburbs by way of the 14th Street Bridge over the Potomac.
- **16th Street NW** goes north from the White House, through Adams Morgan to merge with Georgia Avenue.

- **Constitution** and **Independence Avenues** run parallel to the Mall between the Capitol Building and the Lincoln memorial.
- **Pennsylvania Avenue** runs from Southeast and Capitol Hill through downtown and into Georgetown. *Please note that two blocks of Pennsylvania Avenue that run in front of the White House are closed to vehicles for security reasons.*

Help with Driving or Walking Directions

For personalized driving or walking directions, try using maps.google.com. Enter your destination address, and Google will provide you with a map, directions and approximate driving time.

Visitor Center: www.washington.org

Maps: https://dcpages.com/Tourism/Maps/Washington_DC_Map/

Fort McNair GPS: 1600 2nd Street SW, Washington DC Enter Intersection: 4th and P Street SW.

COVID-19 IN THE NATIONAL CAPITAL REGION (NCR)

As you know, we are in the midst of a global pandemic, and the United States has broken many unfortunate records in case counts, positivity rates, and hospitalization rates. We want to make your time studying at the National Defense University as enriching, engaging, and valuable as possible while doing so safely and responsibly. The CDC has determined that wearing masks (at least two layers), social distancing (six feet apart), and frequent hand washing help slow the spread of the novel coronavirus. Each region of the United States has its own guidelines for managing the virus, and every state has varying rates of transmission. We encourage you to check the following websites frequently according to your residence to understand the state of COVID-19 in the area and expected non-pharmaceutical interventions (NPIs).

Virginia Analytics: <https://www.vdh.virginia.gov/coronavirus/>

Virginia Restrictions: <https://www.virginia.gov/coronavirus/>

Maryland Analytics: <https://coronavirus.maryland.gov/>

Maryland Restrictions: <https://governor.maryland.gov/covid-19-pandemic-orders-and-guidance/>

DC Analytics: <https://coronavirus.dc.gov/data>

DC Restrictions: <https://coronavirus.dc.gov/phasetwo>

PLEASE NOTE: Counties and cities may also have their own specific guidelines. Check your local government's Coronavirus update pages for additional restrictions. If you are unable to locate it, reach out to your ISMO team leader.

The Center for Disease Control (CDC) reports COVID-19 case counts, deaths, and laboratory testing numbers daily online. The CDC also has ample resources for how to manage COVID, how to lower transmission rates, how to travel safely, and more. Visit the website here: <https://www.cdc.gov/coronavirus/2019-nCoV/index.html>

As a general precaution, you should be able to account for who you have contacted and where you have been (more than 15 minutes of exposure) back 14 days at any given time. In Virginia, you can utilize the app COVIDWISE to get alerts of forward transmission (for example, someone tested positive at a restaurant you visited a week ago). If you live in Maryland or DC, ISMO suggests you keep a central tracker somewhere in your home or on your phone so that you can report to the CDC if necessary.

MILITARY ID CARDS

INVITATIONAL TRAVEL ORDER (ITO)

Your Invitational Travel Order (ITO) establishes your sponsorship and invitation to participate in training in the

United States. It is the controlling document used to authorize training terms, conditions, and privileges. Please retain the original copy and have several photocopies available to use. Keep a copy on hand during your travels as well as copies in your checked baggage.

Dependents accompanying or joining you must be authorized in Item 12 of your ITO to be eligible for privileges such as Military ID cards, access to use the Post Exchange and Commissary, and any medical services where appropriate. Only ITO-authorized dependents are eligible for military ID cards.

UNITED STATES MILITARY ID

The most important form of identification you will need is a US Military ID (USID) card. This card will allow you access to Fort McNair on a daily basis and to access all military facilities such as PX and commissaries. **You must carry your USID at all times.** You will receive your USID card on the second day of in-processing.

The Foreign Identification Number (FIN) that is generated with the USID card is an important number to remember. It is used for many administrative purposes and is the equivalent of a Social Security Number for foreign nationals. For access to various bases, you will need to register at the on-base Visitor Control Center (VCC) on your first visit. Subsequently, you should be able to show your USID card for access. Your USID will also have a 6-8 digit Personal Identification Number (PIN) that you will have to enter in order to sign on to the computers at NDU. **DO NOT FORGET THIS NUMBER.** It is very inconvenient to reset.

DEPENDENT ID CARDS

Only dependents listed on your ITO are eligible to receive dependent ID cards. You are responsible for obtaining your dependents' ID cards on your personal transition days during summer or outside of class hours if your dependents arrive later in the year.

1. Each dependent must bring his or her passport, birth certificate, a second form of ID (national ID card or driver's license) and a signed DD-1172-2 (provided by ISMO). Only children 14 years and older will receive military ID cards. However, ALL children must be registered, even babies.
 - a. Dependents aged 0-17 only require passport/visa and birth certificate for ID card.
 - b. Dependents aged 18-20 require passport, birth certificate, and secondary form of ID (cannot be expired).
 - c. Dependents 21-23 require passport, secondary form of ID, and proof that the dependent is enrolled in a full-time course of study. Proof of enrollment cannot say "projected enrollment" it must say "enrollment".
2. Please sign and date box 22 and 23 before you go to the ID card facility. The date must be the same as the date in box 39, which is the date that ISMO signed your paperwork.

3. Please ensure you have your dependents' FIN numbers recorded on the 1172, not their DoD ID number. (FIN=9 digits, DoD ID=10 digits.) ISMO must have your dependents' FIN number in order to enroll them in the military medical system. ISMO will also need the DoD ID (present on the card) in order to register them for access at the military installation.
4. After you have received your dependent ID cards, please send the original 1172s back to ISMO. The document should explicitly state the Foreign Identification Number for the dependent in field 48. ISMO also needs their DoD ID; you can request it to be written on the 1172 or send it directly to ISMO. To protect your information, you can send via WhatsApp (end-to-end encryption) or DoD SAFE.
5. You will need to have your original marriage license in order to have your spouse's ID card issued. If your home country does not issue marriage licenses and the operator asks you for your marriage license, please show them the following:

PER AFI 36-3026 IP VOL 1; AR-600-8-14; BUPERSINST 1750.10C; MARINE CORPS ORDER 5512.11D; COMMANDANT INST M5512.1A; NOAA CORPS DIR CH 1 PART 5 AND COMMISSIONED CORPS MANUAL 29.2, ATTACHMENT 5, TABLE A5.1, RULE 13 'FOR MILITARY AFFILIATES, THE INVITATIONAL TRAVEL ORDER (ITO) OR OTHER DOCUMENT ESTABLISHING HIS OR HER SPONSORSHIP OR INVITATION TO THE UNITED STATES (WILL SERVE AS DOCUMENTATION) IN LIEU OF A MARRIAGE CERTIFICATE. THE DATE OF MARRIAGE CAN BE ASCERTAINED BY ASKING THE INTERNATIONAL OFFICER OR USING THE FIRST DATE OF AUTHORIZED TRAINING ON THE ITO (SAME AS BLOCK 32 ON THE INCLUDED DD 1172-2.)

6. It is highly recommended that you (the sponsor) go with your dependents to get ID cards. It makes the process much smoother.

APPOINTMENT LOCATIONS FOR DEPENDENTS

BEST OPTION:

Fort Myer

Military Personnel Division

106 Custer Rd, Bldg. 202

Ft. Myer, VA 22211

(703) 696-2011 until 3 December 2020

(703) 696-8518 after 3 December 2020

Ft. Myer is open Monday-Friday, 0800-1530. Ft. Myer has moved to an appointment only system for dependent ID cards for all foreign nationals. If you plan to go to Ft. Myer to get ID cards for your dependents, please call

the number above and request an appointment (be sure to indicate how many dependents you have). They will schedule you for the next available appointment. Your ISMO Team Leader will send an 1172 to you and to the ID office in advance of the appointment.

Ft. Myer is generally the most convenient location for dependent ID cards due to its close proximity to NDU and housing in Crystal City, Virginia.

Alternatives to Fort Myer

For the following locations, you must make a reservation at the following link:

<https://rapids-appointments.dmdc.osd.mil/>

To ensure the appropriate amount of time is booked to complete multiple ID Cards or transactions, please book back-to-back appointments. Please schedule one (1) appointment for every two (2) IDs under the same record. Security processes for all bases in the NCR are rapidly changing. Some bases may require extensive background checks even with your USID card, and some may prevent you from access. As such, we highly encourage you to prioritize Fort Myer for MWR and IDs.

Ft. Belvoir Building 213 5815 20th Street Suite 108 Ft. Belvoir, VA 22060 (703) 805-5578	Ft. Belvoir is appointment only. This site accepts appointments Monday-Thursday, 0800-1600. Walk-Ins are accepted Monday-Friday.
Walter Reed National Naval Medical Center 8901 Wisconsin Ave Bldg 17, 1st Floor, Suite 1A Bethesda, MD 20889 (301) 295-0103	Walter Reed is open Monday-Friday, 0730-1600. Appointments are highly recommended but walk-ins are allowed. The wait time for walk in customers depends on the number of customers currently awaiting service. Please arrive on time for your scheduled appointment. Appointments may not be honored more than 5 minutes after the scheduled appointment time.
Anacostia (located on Joint Base Anacostia-Bolling) 235 Wick Drive SW Building 92 Washington, DC 20373 202-433-4012	Anacostia PSD is open 0730-1540. The wait time for walk-in customers depends on the number of customers currently awaiting service. Please arrive on time for your scheduled appointment. Appointments may not be honored more than 5 minutes past the scheduled appointment time.

SOCIAL SECURITY NUMBER (SSN)

Social Security numbers are used to report an individual's wages to the U.S. government and to determine a person's eligibility for Social Security benefits. In general, only noncitizens who have permission to work from DHS can apply for a Social Security number. **International Fellows do not have permission to work in the United States; therefore, they are not eligible to apply for a SSN.**

You do not need a number to conduct business with a bank, register for school, apply for educational tests, obtain private health insurance, apply for school lunch programs, or apply for subsidized housing. You cannot get a Social Security number for the sole purpose of obtaining a driver's license. International Fellows do not need a Social Security number to apply for federal, state, or local public benefits because International Fellows are generally ineligible for such benefits.

As a foreign national, **your Foreign Identification Number (FIN) is equivalent to a Social Security Number** and may be used as such when an SSN is required on NDU or other organization documents. ISMO is happy to issue a letter to outside stakeholders clarifying that your FIN is a SSN equivalent.

Some organizations may require a Letter of Ineligibility (SSA-L676), which states that the individual is not eligible for a Social Security number. This letter does not affect your ability to request a Social Security number in the future. You can then present this letter to banks, vendors, or schools that insist on an SSN, and encourage them to use your FIN instead. We highly suggest you obtain an SSA-L676 in the days after your arrival to keep on your person. If an organization requires the SSA-L676, you will have to go directly to the Social Security Administration, located here:

US Social Security Office
2041 Martin Luther King Jr Ave SE #130
Washington, DC 20020

TEMPORARY LIVING ALLOWANCE (TLA)

Temporary Living Allowance (TLA) is a stipend paid to you by the US Government. Only a select population of International Fellows receive TLA – your embassy should have communicated this to you. If you do not receive TLA, please skip ahead to the next section, “Medical and Dental Care.” While the rate of TLA sometimes depends on your country, they generally follow a US city-specific “per diem” (daily) rate. For instance, the per diem for Fellows in Washington DC is \$82 (meals \$71, incidentals \$11), which is subject to change October 1 annually. This rate may also include travel costs (baggage/taxi to and from airport) and lodging.

TLA is accrued on a monthly basis. This means you will be paid after the month ends— ex. you will be paid for September in October, for May in June, etc. On the last week of the month, ISMO will create your voucher. You will then sign it and e-mail it to the TLA primary, Ms. Sara Valentine. Then, ISMO will send it to the accounting authority in the DoD for processing on the 1st of the following month. It takes about three weeks for the money to appear in your account.

Example: You sign for your February TLA on February 26th. ISMO sends it off on March 1st. You will be paid for February somewhere between March 21st and 25th (sometimes earlier if we’re lucky).

REMINDER: ISMO cannot predict when a Fellow will get paid nor get them paid faster. Some Fellows may be paid sooner than others—this is normal. Sometimes you will be paid sooner, sometimes later—this is also normal. If you have not been paid by the end of the month, please tell us.

TLA Stipend

Bondario - Smith (ES)

TRAVEL VOUCHER OR SUBVOUCHER				Read Privacy Act Statement, Penalty Statement, and Instructions on back before completing form. Use typewriter, ink, or ball point pen. PRESS HARD. DO NOT use pencil. If more space is needed, continue on reverse.			
1. PAYMENT <input checked="" type="checkbox"/> Electronic Fund Transfer (EFT) <input type="checkbox"/> Payment by Check		2. NAME (Last, First, Middle Initial) Smith, John					
3. ADDRESS (No P.O. Box) 300 5th Ave, Bldg 62, Rm 154		4. GRADE OE		5. SSN 111-111-1111		6. TYPE OF PAYMENT (See Instructions) <input checked="" type="checkbox"/> TLA <input type="checkbox"/> Other	
7. CITY Washington		8. STATE DC		9. ZIP CODE 20319		10. FOR B & USE ONLY <input type="checkbox"/> VOUCHER NUMBER	
11. ORGANIZATION AND STATION National Defense University - ISMO		12. DEPENDENT(S) (Name, address as applicable)		13. PREVIOUS ADVANCEMENT/ADVANCEMENT CONUS Advance - 510		14. SUBVOUCHER NUMBER	
15. DATE (Last, First, Middle Initial) 8/1-31		16. RELATIONSHIP TO MEMBER TD		17. REASON FOR TRAVEL TD		18. GOVERNMENT DEPENDABLE MEALS \$2,325.00	
19. ETHNICITY SEP		20. PLACE (Name, Office, Room, Agency, City and State) National Defense University Washington DC		21. REASON FOR TRAVEL TD		22. GOVERNMENT DEPENDABLE MEALS \$2,325.00	
23. DATE 8/1-31		24. NATURE OF EXTENSE MEAL (75x 31 Days)		25. AMOUNT \$2,325.00		26. GOVERNMENT DEPENDABLE MEALS \$2,325.00	
27. DATE 8/1-31		28. NATURE OF EXTENSE MEAL (75x 31 Days)		29. AMOUNT \$2,325.00		30. GOVERNMENT DEPENDABLE MEALS \$2,325.00	
31. DATE 8/1-31		32. NATURE OF EXTENSE MEAL (75x 31 Days)		33. AMOUNT \$2,325.00		34. GOVERNMENT DEPENDABLE MEALS \$2,325.00	
35. DATE 8/1-31		36. NATURE OF EXTENSE MEAL (75x 31 Days)		37. AMOUNT \$2,325.00		38. GOVERNMENT DEPENDABLE MEALS \$2,325.00	
39. DATE 8/1-31		40. NATURE OF EXTENSE MEAL (75x 31 Days)		41. AMOUNT \$2,325.00		42. GOVERNMENT DEPENDABLE MEALS \$2,325.00	
43. DATE 8/1-31		44. NATURE OF EXTENSE MEAL (75x 31 Days)		45. AMOUNT \$2,325.00		46. GOVERNMENT DEPENDABLE MEALS \$2,325.00	
47. DATE 8/1-31		48. NATURE OF EXTENSE MEAL (75x 31 Days)		49. AMOUNT \$2,325.00		50. GOVERNMENT DEPENDABLE MEALS \$2,325.00	
51. DATE 8/1-31		52. NATURE OF EXTENSE MEAL (75x 31 Days)		53. AMOUNT \$2,325.00		54. GOVERNMENT DEPENDABLE MEALS \$2,325.00	
55. DATE 8/1-31		56. NATURE OF EXTENSE MEAL (75x 31 Days)		57. AMOUNT \$2,325.00		58. GOVERNMENT DEPENDABLE MEALS \$2,325.00	
59. DATE 8/1-31		60. NATURE OF EXTENSE MEAL (75x 31 Days)		61. AMOUNT \$2,325.00		62. GOVERNMENT DEPENDABLE MEALS \$2,325.00	
63. DATE 8/1-31		64. NATURE OF EXTENSE MEAL (75x 31 Days)		65. AMOUNT \$2,325.00		66. GOVERNMENT DEPENDABLE MEALS \$2,325.00	
67. DATE 8/1-31		68. NATURE OF EXTENSE MEAL (75x 31 Days)		69. AMOUNT \$2,325.00		70. GOVERNMENT DEPENDABLE MEALS \$2,325.00	
71. DATE 8/1-31		72. NATURE OF EXTENSE MEAL (75x 31 Days)		73. AMOUNT \$2,325.00		74. GOVERNMENT DEPENDABLE MEALS \$2,325.00	
75. DATE 8/1-31		76. NATURE OF EXTENSE MEAL (75x 31 Days)		77. AMOUNT \$2,325.00		78. GOVERNMENT DEPENDABLE MEALS \$2,325.00	
79. DATE 8/1-31		80. NATURE OF EXTENSE MEAL (75x 31 Days)		81. AMOUNT \$2,325.00		82. GOVERNMENT DEPENDABLE MEALS \$2,325.00	
83. DATE 8/1-31		84. NATURE OF EXTENSE MEAL (75x 31 Days)		85. AMOUNT \$2,325.00		86. GOVERNMENT DEPENDABLE MEALS \$2,325.00	
87. DATE 8/1-31		88. NATURE OF EXTENSE MEAL (75x 31 Days)		89. AMOUNT \$2,325.00		90. GOVERNMENT DEPENDABLE MEALS \$2,325.00	
91. DATE 8/1-31		92. NATURE OF EXTENSE MEAL (75x 31 Days)		93. AMOUNT \$2,325.00		94. GOVERNMENT DEPENDABLE MEALS \$2,325.00	
95. DATE 8/1-31		96. NATURE OF EXTENSE MEAL (75x 31 Days)		97. AMOUNT \$2,325.00		98. GOVERNMENT DEPENDABLE MEALS \$2,325.00	
99. DATE 8/1-31		100. NATURE OF EXTENSE MEAL (75x 31 Days)		101. AMOUNT \$2,325.00		102. GOVERNMENT DEPENDABLE MEALS \$2,325.00	
103. DATE 8/1-31		104. NATURE OF EXTENSE MEAL (75x 31 Days)		105. AMOUNT \$2,325.00		106. GOVERNMENT DEPENDABLE MEALS \$2,325.00	
107. DATE 8/1-31		108. NATURE OF EXTENSE MEAL (75x 31 Days)		109. AMOUNT \$2,325.00		110. GOVERNMENT DEPENDABLE MEALS \$2,325.00	
111. DATE 8/1-31		112. NATURE OF EXTENSE MEAL (75x 31 Days)		113. AMOUNT \$2,325.00		114. GOVERNMENT DEPENDABLE MEALS \$2,325.00	
115. DATE 8/1-31		116. NATURE OF EXTENSE MEAL (75x 31 Days)		117. AMOUNT \$2,325.00		118. GOVERNMENT DEPENDABLE MEALS \$2,325.00	
119. DATE 8/1-31		120. NATURE OF EXTENSE MEAL (75x 31 Days)		121. AMOUNT \$2,325.00		122. GOVERNMENT DEPENDABLE MEALS \$2,325.00	
123. DATE 8/1-31		124. NATURE OF EXTENSE MEAL (75x 31 Days)		125. AMOUNT \$2,325.00		126. GOVERNMENT DEPENDABLE MEALS \$2,325.00	
127. DATE 8/1-31		128. NATURE OF EXTENSE MEAL (75x 31 Days)		129. AMOUNT \$2,325.00		130. GOVERNMENT DEPENDABLE MEALS \$2,325.00	
131. DATE 8/1-31		132. NATURE OF EXTENSE MEAL (75x 31 Days)		133. AMOUNT \$2,325.00		134. GOVERNMENT DEPENDABLE MEALS \$2,325.00	
135. DATE 8/1-31		136. NATURE OF EXTENSE MEAL (75x 31 Days)		137. AMOUNT \$2,325.00		138. GOVERNMENT DEPENDABLE MEALS \$2,325.00	
139. DATE 8/1-31		140. NATURE OF EXTENSE MEAL (75x 31 Days)		141. AMOUNT \$2,325.00		142. GOVERNMENT DEPENDABLE MEALS \$2,325.00	
143. DATE 8/1-31		144. NATURE OF EXTENSE MEAL (75x 31 Days)		145. AMOUNT \$2,325.00		146. GOVERNMENT DEPENDABLE MEALS \$2,325.00	
147. DATE 8/1-31		148. NATURE OF EXTENSE MEAL (75x 31 Days)		149. AMOUNT \$2,325.00		150. GOVERNMENT DEPENDABLE MEALS \$2,325.00	
151. DATE 8/1-31		152. NATURE OF EXTENSE MEAL (75x 31 Days)		153. AMOUNT \$2,325.00		154. GOVERNMENT DEPENDABLE MEALS \$2,325.00	
155. DATE 8/1-31		156. NATURE OF EXTENSE MEAL (75x 31 Days)		157. AMOUNT \$2,325.00		158. GOVERNMENT DEPENDABLE MEALS \$2,325.00	
159. DATE 8/1-31		160. NATURE OF EXTENSE MEAL (75x 31 Days)		161. AMOUNT \$2,325.00		162. GOVERNMENT DEPENDABLE MEALS \$2,325.00	
163. DATE 8/1-31		164. NATURE OF EXTENSE MEAL (75x 31 Days)		165. AMOUNT \$2,325.00		166. GOVERNMENT DEPENDABLE MEALS \$2,325.00	
167. DATE 8/1-31		168. NATURE OF EXTENSE MEAL (75x 31 Days)		169. AMOUNT \$2,325.00		170. GOVERNMENT DEPENDABLE MEALS \$2,325.00	
171. DATE 8/1-31		172. NATURE OF EXTENSE MEAL (75x 31 Days)		173. AMOUNT \$2,325.00		174. GOVERNMENT DEPENDABLE MEALS \$2,325.00	
175. DATE 8/1-31		176. NATURE OF EXTENSE MEAL (75x 31 Days)		177. AMOUNT \$2,325.00		178. GOVERNMENT DEPENDABLE MEALS \$2,325.00	
179. DATE 8/1-31		180. NATURE OF EXTENSE MEAL (75x 31 Days)		181. AMOUNT \$2,325.00		182. GOVERNMENT DEPENDABLE MEALS \$2,325.00	
183. DATE 8/1-31		184. NATURE OF EXTENSE MEAL (75x 31 Days)		185. AMOUNT \$2,325.00		186. GOVERNMENT DEPENDABLE MEALS \$2,325.00	
187. DATE 8/1-31		188. NATURE OF EXTENSE MEAL (75x 31 Days)		189. AMOUNT \$2,325.00		190. GOVERNMENT DEPENDABLE MEALS \$2,325.00	
191. DATE 8/1-31		192. NATURE OF EXTENSE MEAL (75x 31 Days)		193. AMOUNT \$2,325.00		194. GOVERNMENT DEPENDABLE MEALS \$2,325.00	
195. DATE 8/1-31		196. NATURE OF EXTENSE MEAL (75x 31 Days)		197. AMOUNT \$2,325.00		198. GOVERNMENT DEPENDABLE MEALS \$2,325.00	
199. DATE 8/1-31		200. NATURE OF EXTENSE MEAL (75x 31 Days)		201. AMOUNT \$2,325.00		202. GOVERNMENT DEPENDABLE MEALS \$2,325.00	
203. DATE 8/1-31		204. NATURE OF EXTENSE MEAL (75x 31 Days)		205. AMOUNT \$2,325.00		206. GOVERNMENT DEPENDABLE MEALS \$2,325.00	
207. DATE 8/1-31		208. NATURE OF EXTENSE MEAL (75x 31 Days)		209. AMOUNT \$2,325.00		210. GOVERNMENT DEPENDABLE MEALS \$2,325.00	
211. DATE 8/1-31		212. NATURE OF EXTENSE MEAL (75x 31 Days)		213. AMOUNT \$2,325.00		214. GOVERNMENT DEPENDABLE MEALS \$2,325.00	
215. DATE 8/1-31		216. NATURE OF EXTENSE MEAL (75x 31 Days)		217. AMOUNT \$2,325.00		218. GOVERNMENT DEPENDABLE MEALS \$2,325.00	
219. DATE 8/1-31		220. NATURE OF EXTENSE MEAL (75x 31 Days)		221. AMOUNT \$2,325.00		222. GOVERNMENT DEPENDABLE MEALS \$2,325.00	
223. DATE 8/1-31		224. NATURE OF EXTENSE MEAL (75x 31 Days)		225. AMOUNT \$2,325.00		226. GOVERNMENT DEPENDABLE MEALS \$2,325.00	
227. DATE 8/1-31		228. NATURE OF EXTENSE MEAL (75x 31 Days)		229. AMOUNT \$2,325.00		230. GOVERNMENT DEPENDABLE MEALS \$2,325.00	
231. DATE 8/1-31		232. NATURE OF EXTENSE MEAL (75x 31 Days)		233. AMOUNT \$2,325.00		234. GOVERNMENT DEPENDABLE MEALS \$2,325.00	
235. DATE 8/1-31		236. NATURE OF EXTENSE MEAL (75x 31 Days)		237. AMOUNT \$2,325.00		238. GOVERNMENT DEPENDABLE MEALS \$2,325.00	
239. DATE 8/1-31		240. NATURE OF EXTENSE MEAL (75x 31 Days)		241. AMOUNT \$2,325.00		242. GOVERNMENT DEPENDABLE MEALS \$2,325.00	
243. DATE 8/1-31		244. NATURE OF EXTENSE MEAL (75x 31 Days)		245. AMOUNT \$2,325.00		246. GOVERNMENT DEPENDABLE MEALS \$2,325.00	
247. DATE 8/1-31		248. NATURE OF EXTENSE MEAL (75x 31 Days)		249. AMOUNT \$2,325.00		250. GOVERNMENT DEPENDABLE MEALS \$2,325.00	
251. DATE 8/1-31		252. NATURE OF EXTENSE MEAL (75x 31 Days)		253. AMOUNT \$2,325.00		254. GOVERNMENT DEPENDABLE MEALS \$2,325.00	
255. DATE 8/1-31		256. NATURE OF EXTENSE MEAL (75x 31 Days)		257. AMOUNT \$2,325.00		258. GOVERNMENT DEPENDABLE MEALS \$2,325.00	
259. DATE 8/1-31		260. NATURE OF EXTENSE MEAL (75x 31 Days)		261. AMOUNT \$2,325.00		262. GOVERNMENT DEPENDABLE MEALS \$2,325.00	
263. DATE 8/1-31		264. NATURE OF EXTENSE MEAL (75x 31 Days)		265. AMOUNT \$2,325.00		266. GOVERNMENT DEPENDABLE MEALS \$2,325.00	
267. DATE 8/1-31		268. NATURE OF EXTENSE MEAL (75x 31 Days)		269. AMOUNT \$2,325.00		270. GOVERNMENT DEPENDABLE MEALS \$2,325.00	
271. DATE 8/1-31		272. NATURE OF EXTENSE MEAL (75x 31 Days)		273. AMOUNT \$2,325.00		274. GOVERNMENT DEPENDABLE MEALS \$2,325.00	
275. DATE 8/1-31		276. NATURE OF EXTENSE MEAL (75x 31 Days)		277. AMOUNT \$2,325.00		278. GOVERNMENT DEPENDABLE MEALS \$2,325.00	
279. DATE 8/1-31		280. NATURE OF EXTENSE MEAL (75x 31 Days)		281. AMOUNT \$2,325.00		282. GOVERNMENT DEPENDABLE MEALS \$2,325.00	
283. DATE 8/1-31		284. NATURE OF EXTENSE MEAL (75x 31 Days)		285. AMOUNT \$2,325.00		286. GOVERNMENT DEPENDABLE MEALS \$2,325.00	
287. DATE 8/1-31		288. NATURE OF EXTENSE MEAL (75x 31 Days)		289. AMOUNT \$2,325.00		290. GOVERNMENT DEPENDABLE MEALS \$2,325.00	
291. DATE 8/1-31		292. NATURE OF EXTENSE MEAL (75x 31 Days)		293. AMOUNT \$2,325.00		294. GOVERNMENT DEPENDABLE MEALS \$2,325.00	
295. DATE 8/1-31		296. NATURE OF EXTENSE MEAL (75x 31 Days)		297. AMOUNT \$2,325.00		298. GOVERNMENT DEPENDABLE MEALS \$2,325.00	
299. DATE 8/1-31		300. NATURE OF EXTENSE MEAL (75x 31 Days)		301. AMOUNT \$2,325.00		302. GOVERNMENT DEPENDABLE MEALS \$2,325.00	
303. DATE 8/1-31		304. NATURE OF EXTENSE MEAL (75x 31 Days)		305. AMOUNT \$2,325.00		306. GOVERNMENT DEPENDABLE MEALS \$2,325.00	
307. DATE 8/1-31		308. NATURE OF EXTENSE MEAL (75x 31 Days)		309. AMOUNT \$2,325.00		310. GOVERNMENT DEPENDABLE MEALS \$2,325.00	
311. DATE 8/1-31		312. NATURE OF EXTENSE MEAL (75x 31 Days)		313. AMOUNT \$2,325.00		314. GOVERNMENT DEPENDABLE MEALS \$2,325.00	
315. DATE 8/1-31		316. NATURE OF EXTENSE MEAL (75x 31 Days)		317. AMOUNT \$2,325.00		318. GOVERNMENT DEPENDABLE MEALS \$2,325.00	
319. DATE 8/1-31		320. NATURE OF EXTENSE MEAL (75x 31 Days)		321. AMOUNT \$2,325.00		322. GOVERNMENT DEPENDABLE MEALS \$2,325.00	
323. DATE 8/1-31		324. NATURE OF EXTENSE MEAL (75x 31 Days)		325. AMOUNT \$2,325.00		326. GOVERNMENT DEPENDABLE MEALS \$2,325.00	
327. DATE 8/1-31		328. NATURE OF EXTENSE MEAL (75x 31 Days)		329. AMOUNT \$2,325.00		330. GOVERNMENT DEPENDABLE MEALS \$2,325.00	
331. DATE 8/1-31		332. NATURE OF EXTENSE MEAL (75x 31 Days)		333. AMOUNT \$2,325.00		334. GOVERNMENT DEPENDABLE MEALS \$2,325.00	
335. DATE 8/1-31		336. NATURE OF EXTENSE MEAL (75x 31 Days)		337. AMOUNT \$2,325.00		338. GOVERNMENT DEPENDABLE MEALS \$2,325.00	
339. DATE 8/1-31		340. NATURE OF EXTENSE MEAL (75x 31 Days)		341. AMOUNT \$2,325.00		342. GOVERNMENT DEPENDABLE MEALS \$2,325.00	
343. DATE 8/1-31		344. NATURE OF EXTENSE MEAL (75x 31 Days)		345. AMOUNT \$2,325.00		346. GOVERNMENT DEPENDABLE MEALS \$2,325.00	
347. DATE 8/1-31		348. NATURE OF EXTENSE MEAL (75x 31 Days)		349. AMOUNT \$2,325.00		350. GOVERNMENT DEPENDABLE MEALS \$2,325.00	
351. DATE 8/1-31		352. NATURE OF EXTENSE MEAL (75x 31 Days)		353. AMOUNT \$2,325.00		354. GOVERNMENT DEPENDABLE MEALS \$2,325.00	
355. DATE 8/1-31		356. NATURE OF EXTENSE MEAL (75x 31 Days)		357. AMOUNT \$2,325.00		358. GOVERN	

ADVANCES

Because TLA does not get dispersed until the end of the month, some Fellows will opt to receive TLA advances from their US Embassy. This advance helps mitigate the initial financial strain of moving to the US in July. The advance is usually dispersed in increments of \$500 or \$1000 within 10 business days after requesting them. ISMO encourages you to request an advance from your embassy. This amount will be “recouped” (repaid) from subsequent TLA payments starting in October, which is reflected on the vouchers in two places:

TLA Stipend

Bondario - Smith (ES)

TRAVEL VOUCHER OR SUBVOUCHER				Read Privacy Act Statement, Penalty Statement, and Instructions on back before completing form. Use typewriter, ink, or ball point pen. PRESS HARD. DO NOT use pencil. If more space is needed, continue in reverse.			
1. PAYMENT Electronic Fund Transfer (EFT) Payment by Check		SPLIT DISBURSEMENT: The Paying Office will pay directly to the Government Travel Charge Card (GTCC) contractor on portion of your reimbursement representing even charges for transportation, lodging, and rental car if you are a civilian employee, unless you need a different amount. For military personnel are required to receive a payment which equals the total of their authorized government travel and subsistence to the GTCC contractor. NOTE: A split disbursement is only necessary when a GTCC is used while on official travel for the Government. Pay the following amount of this reimbursement directly to the Government Travel Charge Card contractor: \$					
2. NAME (Last, First, Middle Initial (omit if none)) Smith, John		3. GRADE O6	4. DOD 111-111-1111	5. TYPE OF PAYEE (Leave address) <input checked="" type="checkbox"/> ICY <input type="checkbox"/> PCS <input type="checkbox"/> Detachment <input type="checkbox"/> DLA			
6. ADDRESS a. NUMBER AND STREET 300 5th Ave, Bldg 62, Rm 154 b. CITY Washington c. STATE DC d. ZIP CODE 20319		7. EMAIL ADDRESS ISMO-TLA@odu.edu					
8. PAYMENT TELEPHONE NUMBER & AREA CODE (202) 685-4240		9. TRAVEL ORDER AUTHORIZATION NUMBER AF-9-OAD001-1005-W5		10. PREVIOUS GOVERNMENT TRAVEL ADVANCES CONUS Advance - 610 CONUS Advance - 2765 Prev Recouped - 0		11. FOR B/D USE ONLY a. D. VOUCHER NUMBER	
12. ORGANIZATION AND STATION National Defense University - ISMO		13. DEPENDENT(S) (Name, address as applicable) a. NAME (Last, First, Middle Initial) b. RELATIONSHIP c. DATE OF BIRTH d. DATE OF DEATH					
14. ITINERARY a. DATE 8/1 8/31 b. PLACE (Home, Office, Dean Activity, City and State) Monthly Pay Washington DC c. METHOD OF TRAVEL TO d. REASON FOR TRIP e. LODGING CODE f. POB CODE		15. ELIGIBILITY OF PAYMENT (1) Pay Order (2) Actual Expense Allowance (3) Unreimbursed (4) Dependent Travel (5) DLA (6) Bankruptcy Expenses (7) Total (8) Less Advance (9) Amount Owed (10) Amount Due					
16. FDC TRAVEL (Leave blank) a. DATE 8/1-31 b. NATURE OF EXPENSE M&IE (75x 31 Days) c. AMOUNT \$2,325.00 d. ALLOWED		17. DURATION OF TRAVEL 12 HOURS OR LESS MORE THAN 12 HOURS BUT 24 HOURS OR LESS MORE THAN 24 HOURS					
18. GOVERNMENT DEDUCTIBLE NEALS a. DATE 8/1-31 b. NO. OF TRIPS 1 c. DATE 31 Aug 2018 d. NO. OF TRIPS 1		19. CLAIMANT SIGNATURE ANDREW MCMILLAN, DoD Civ ELIZABETH A. HORTON, DoD Civ 20. APPROVING OFFICIAL'S PRINTED NAME ELIZABETH A. HORTON, DoD Civ 21. ACCOUNTING CLASSIFICATION 22. COLLECTION DATA 23. COMPUTED BY 24. AUDITED BY 25. TRAVEL ORDER AUTHORIZATION POSTED BY 26. RECEIVED (Name, Signature, Date of Check) 27. AMOUNT PAID					

This box will show the total amount originally requested.

“Prev Recouped” refers to the amount that has been recouped for the advance so far. Subtract this from the total amount to see how much you have left to pay back.

This is the amount being recouped for the current month.



MEDICAL AND DENTAL CARE

Note: If you or your dependents have a medical emergency, go to the nearest emergency room, or dial 911 if it is life or limb threatening.

Medical and Dental/Vision are separated in the United States health care system. It is worthwhile to note that when you have medical coverage, it DOES NOT mean that you are covered for dental care or vision care. Understand from this that while you may be used to dental and vision “check-ups” on an annual or biannual basis, they will not be covered under your medical insurance.

MILITARY HEALTH CARE

You are authorized use of local Military Treatment Facilities (MTFs), also known as military hospitals. This does not apply if you are a civilian. Medical treatment is covered in accordance with your ITO and is typically billed to the US government, your Embassy, or private insurance arranged through your Embassy. Medical care is limited to emergency care or care in response to sickness or injury, unless otherwise noted in your insurance policy.

For those who are covered by the US government, you should always notify ISMO regarding any medical appointments and the reason for the medical appointment to ensure appropriate billing has been arranged. IFs covered by the US government are only authorized to seek medical care in the event of an emergency.

You will be registered into the Composite Healthcare System (CHCS) military medical system after receiving your USID card. CHCS registration will allow you to receive treatment at MTFs. Please note that IMET-funded and CTFP-funded Fellows are limited to sick and emergency care only, as their medical bills are paid for by the U.S. Army Medical Command (USAMEDCOM).

Dental care is limited to emergency care only. The closest and most convenient dental clinic is located at the Navy Yard. Dental care is **not available** for dependents at any military clinic.

FORT MCNAIR MILITARY HEALTH CARE

If you feel ill while attending classes at NDU, there is a doctor on base at NDU located in Room 118 of Building 59. Depending on the nature of the problem, the physician will treat you or send you to the appropriate medical facility.

For non-emergency cases, you may make an appointment at the McNair clinic to be seen. Most routine sickness will be taken care of by the physician at the McNair Clinic. The clinic is located at the north end of the post in Building 47; however, currently all appointments are conducted virtually.

CIVILIAN HEALTH CARE

The U.S. offers some of the best healthcare in the world—for this reason, however, it can be extremely expensive if you do not have good healthcare insurance. Medical providers in the U.S. work on a “fee-for-service” basis, which means physicians, clinics, and hospitals expect payment when they treat you for a medical condition.

International Fellows covered by MEDCOM are only authorized medical care in civilian hospitals by referral. This means a doctor in a military hospital must recommend (refer) that you see a doctor or specialist in a civilian hospital first before you receive medical care, otherwise your medical bills will not be covered by USAMEDCOM. **While most dependents will seek treatment at civilian hospitals, the US government DOES NOT provide free healthcare for dependents visiting the United States.** Dependents are also not authorized to participate in U.S. Federal or State Medical and/or Dental programs. For this reason, it is important to purchase a quality medical insurance plan for your family.

DEPENDENTS HEALTH CARE

The process for obtaining dependent medical treatment varies greatly by type of coverage. There are typically three types of coverage for dependents – billed to your Embassy, billed to your dependents’ health insurance policy, or covered under a NATO agreement or Reciprocal Healthcare Agreement plus supplemental insurance. It is imperative that you and your spouse understand how to obtain emergency and non-emergency medical care for your dependents. You must read your dependents’ insurance policy in its entirety to fully understand the restrictions included in your policy – and, as such, to avoid any surprising medical bills. Based on your type of dependent health insurance policy, military medical facilities could either be considered “in-network” (less expensive) or “out-of-network” (more expensive) providers. You and your dependents should visit the insurance company’s website or call the insurance company’s customer service number to find an “in-network” provider to receive medical care.

If your dependents are authorized medical care in military hospitals, they must also be enrolled in the Composite Healthcare System (CHCS). To be enrolled into the CHCS system, dependents must have a Foreign Identification Number (FIN). A FIN is generated only after dependents receive their dependent ID cards. Once you receive your dependent ID cards, you must bring the original paperwork (DD-1172 form) back to ISMO so that ISMO can register your dependents. **If you do not take your dependents to get a dependent ID card, they will not be able to access military medical facilities.** Please allow sufficient time for your medical registration to process in the CHCS system; this can take a few weeks.

ON-THE-SPOT REGISTRATION: NEED FOR IMMEDIATE CARE

If your dependents need to be seen by a medical professional, and their CHCS registration has not been received yet, you can execute “On-the-spot CHCS Registration.” To do so, you will go to the base’s local PAD Office (Patient Affairs Division) and provide the dependent’s date of birth, FIN, and ID.

Please alert the ISMO Medical Specialist immediately if you or anyone in your family has a pre-existing medical condition(s) and may require immediate or early medical assistance. The current Medical Specialists at ISMO are Mr. Andrew McMillan and Ms. Lizzy McCahon, whose emails can be found in the Staff Directory of this handbook.

MEDICAL TRANSPORTATION POLICY

You are responsible for securing your own transportation for yourself and for your dependents to and from medical appointments. You will be provided with information on transportation options to access DC area medical facilities. If no other transportation is available, and if time and resources allow, ISMO will assist with medical transportation in the event that you:

- Need to visit the Emergency Room
- Have been discharged from the hospital
- Will undergo a medical procedure that involves anesthesia or other medications that make it dangerous to operate a motor vehicle

If you need to request ISMO support for transportation due to procedures involving anesthesia or other medications, you must email the Medical Specialist at least 3 business days prior to the date the transportation is required. The Director of ISMO ultimately determines if it is in your best interest and the best interest of ISMO to facilitate and accompany you for medical/dental treatment.

SHOULD DEPENDENTS GO TO MILITARY OR CIVILIAN HOSPITALS?

Line 12 of your ITO should note your family's medical coverage. There are several options for dependent medical coverage; the descriptions below will help you determine whether or not your dependents should seek medical care at a civilian or military hospital.

Country Indemnification Dependents: Dependents whose foreign governments pay for their healthcare expenses are authorized to go to military and civilian hospitals.

Reciprocal Health Care Agreement (RHCA) Dependents: RHCAs authorize dependent outpatient medical treatment in U.S. military hospitals at no cost. However, RHCA dependents still need to purchase private insurance that meets DSCA (Defense Security Cooperation Agency) mandatory minimum requirements to cover any potential need for civilian hospital care. RHCAs only cover dependents, not IFs.

North Atlantic Treaty Organization (NATO) Dependents: There is no charge for outpatient services at military hospitals. If a military hospital refers a dependent to a civilian doctor, the bill is paid through TRICARE at 80%, so dependents can expect to pay the remaining 20%, plus a \$50 deductible. If civilian care is not referred, it is not authorized. Additionally, supplemental health insurance is required for civilian hospital and inpatient care at a military or civilian hospital.

Private Insurance Dependents: Military medical facilities are considered ‘out-of-network’ for most insurance policies, which means the insurance company will cover less of the total cost. However, sometimes military medical facilities charge less for services than civilian facilities. It is ultimately up to you whether your dependent visits a civilian or military medical provider. If your dependent will visit a military facility, remember they must be registered in CHCS. For a list of authorized civilian hospitals near-by, visit your insurance company’s website, usually under the “Find Provider” tab. Your insurance policy will have a list of various instructions you must follow to have your medical bills paid by the insurance company; please read your insurance policy carefully.

Medical care in the U.S. is very expensive so please follow your insurance company’s policy exactly. **If you do not follow these instructions, you could end up paying for your own medical bills.** If you have questions about your insurance policy, please see ISMO’s Medical Specialist, and s/he will help you understand your policy. For more information, please see the insurance section as well as the chart at the end of this handbook.

LOCAL PHARMACIES

If you are not seriously ill and are experiencing headaches, an upset stomach, or a cold, please visit the local pharmacies (Walgreens, Rite Aid, and CVS). They will have over the counter (sometimes referred to as OTC) drugs you can take to help these issues. For a headache, take Tylenol, Aleve, Bayer, or Motrin. For an upset stomach, Tums, Pepto-Bismol and other antacids will work fine. The pharmacies will also have allergy medicine: Claritin, Zyrtec, and Benadryl are popular brands. In addition to local pharmacies, many grocery stores and gas stations often carry these items as well.

EMERGENCY ROOMS (ER)

Emergency rooms, also known as ERs, are medical treatment facilities specializing in emergency medicine and see patients with an immediate need for serious medical care. ERs are open 24 hours, 7 days a week and will see patients without an appointment, arriving by their own means or by an ambulance. Due to the unplanned nature of patient attendance, the ER provides initial treatment for a broad range of illnesses and injuries, some of which may be life-threatening and require immediate attention. Since people can show up without an appointment, patients visiting an ER often experience long wait-times.

Please note that many dependent insurance policies only cover sick or emergency care. This means your dependents are **only authorized to receive medical care in the U.S. if they are sick or injured** (i.e. life or death, broken bones, heart attacks, flu, etc.) If your dependent is not in need of severe emergency care and just wants to see a doctor (i.e. pediatrician or family doctor) you will more than likely have to pay for this visit out-of-pocket at your own expense. This can cost anywhere from \$20 for a vaccination to over \$200 for an examination. Most dependent insurance policies only cover ER visits, unless the ER doctor refers you to see a doctor in another department. So please be aware that any time a family member needs to see a physician, the ER may be your first point of contact. Please read your medical insurance policy carefully.

911 is the emergency telephone number throughout the U.S. If you need an ambulance to take you to the nearest emergency room/hospital, please dial 911.

CIVILIAN URGENT CARE

Urgent care is a walk-in clinic that's different than an emergency room. Urgent care centers treat injuries and illnesses requiring immediate care, but not serious enough to require an ER visit. Most doctor's offices in the U.S. close between the hours of 1500 and 1700; urgent care centers are usually open from 0800 and close after 2000. It is another way to see a doctor in an urgent situation without a medical appointment. Before you visit an urgent care center, please call and verify with your insurance company that urgent care is covered under your insurance policy; otherwise, it will be an out-of-pocket cost for you.

MAKE A MEDICAL APPOINTMENT

FOR FELLOWS

1. To schedule medical appointments at one of the military hospitals, please call the appointment line at (855) 227-6331. The Appointment line begins as an automated system. Follow the automated instructions, and you will be transferred to a live representative to schedule your appointments. You will need your FIN number, address, phone number, and date of birth.
 - a. To schedule appointments at the Fort McNair Clinic, please call (202) 685-4750.
 - b. To schedule appointments with NDU's Health & Fitness, please call (202) 685-2791.
2. Notify ISMO of your appointment, including the date, time, location and reason for visit.

FOR DEPENDENTS

To schedule appointments for family members you must follow your ITO/family's insurance policy instructions.

For Fellows with dependents authorized to go to military hospitals:

1. Ensure that the family member has been enrolled in the CHCS system.
2. Then follow the same instructions listed above, call the appointment line at (855) 227-6331.

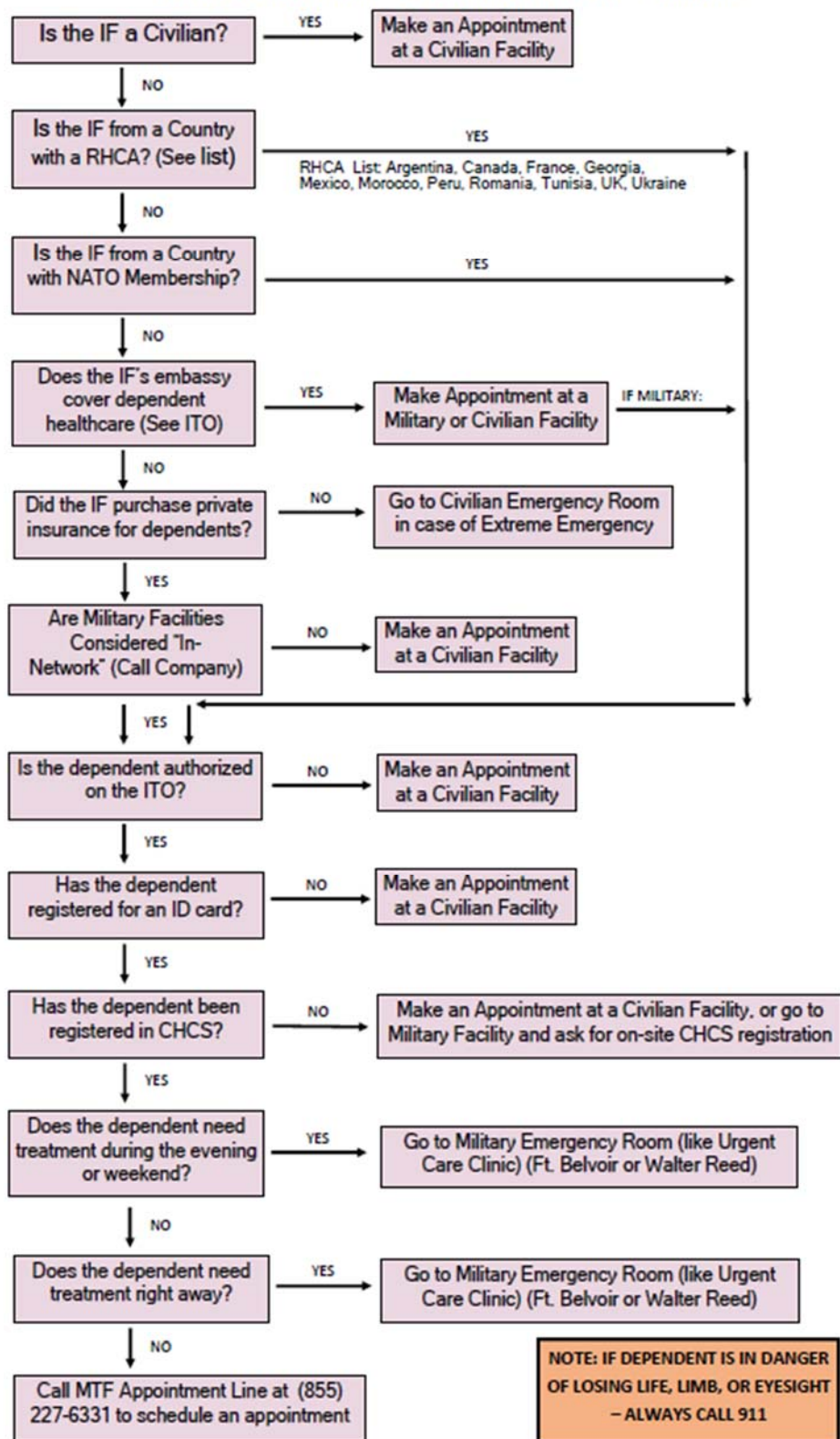
For Fellows with dependents authorized to go to civilian hospitals only:

1. Visit your insurance company's website and click the link that says "Find a doctor/provider."
2. Enter your zip code in the filter field (i.e. 22202) and then select the type of doctor AND/OR appointment type you are looking for. Hit enter.
3. A list of in-network providers will appear. Look through the list and call the doctor you would like to make an appointment with.

REMINDERS:

- Schedule your appointments outside of class and field practicum hours.
- Take all medical documents, including insurance information, with you to all appointments.
- Ensure that the insurance billing address is accurate, or you will receive the bill directly.
- Choose an in-network provider or your medical bills may not be paid by the insurance company.
- You will have to pay your co-pay and deductible upfront at civilian hospitals, and you will receive a bill later at military hospitals.
- After you receive your bill and have paid your co-payment and your deductible, you will have to submit a claim before the policy deadline.
- Unless you (the IF) have private insurance for YOURSELF, you are ONLY authorized to go to military hospitals.

DEPENDENT APPOINTMENT LOGIC CHART



PAYING MEDICAL BILLS

FOR FELLOWS

1. To avoid receiving a medical bill to your home address, you must ensure that you provide the insurance address at the time of check in. Your insurance address is listed on the ITO under block 12.b, medical services.
2. If the doctor's office asks for a policy number, write your ITO number.
3. If you receive a bill directly to your home address, bring the hard copy bill into ISMO as soon as possible.
4. ISMO will submit the bill to the appropriate insurance directly; however, this mechanism is frequently slow, and you may continue to receive bills while we wait for processing.

FOR DEPENDENTS

1. Pay your co-pay at the time of the visit. Pay your deductible and co-insurance if applicable. Ensure that you provide the doctor's office with the claims address when checking in and have them make copies of the insurance ID card. Ensure that you know the health network that the insurance company uses.
2. Submit an insurance claim via your insurance website following your insurance's process.
3. The insurance company will send an "Explanation of Benefits" letter that details each charge and whether or not it is covered by your specific insurance policy.
4. If you don't hear back for your insurance company, call their customer service phone number and ensure that your claim has been received and is being processed. You are your best advocate; don't trust that your insurance company is doing their job.
5. Per your ITO, you or your embassy will be responsible for paying for medical care received that is not covered by your insurance.
6. If your insurance claim is denied, you can appeal the decision following your insurance's process. ISMO can assist you with this process when possible, but has no control over the outcome of the insurance company's decision.

REFER TO THE END OF THIS MANUAL FOR A LIST OF MILITARY AND CIVILIAN MEDICAL CARE FACILITIES IN THE GREATER DC AREA.



DEPENDENT MEDICAL INSURANCE

Guidance for Authorized Dependent Medical Insurance

In accordance with Defense Security Cooperation Agency (DSCA) POLICY 07-27 and DSCA POLICY March 2010, international officers' authorized dependents (and FMS international officers) must have medical insurance if medical costs are not covered by their government (or through the FMS case).

AUTHORIZING DEPENDENTS ON THE ITO

Proof of medical insurance must be provided to the Security Cooperation Officer (SCO) at the U.S. Embassy in your country prior to placing your dependents on the ITO. Your SCO will upload the policy into a system for review and approval. ISMO is not able to confirm that an insurance policy is or is not compliant.

If your dependents are not on your ITO, they are not authorized to join you in the U.S. on an A-2 visa. Even if a dependent joins on a tourist visa, they still **MUST** have DSCA compliant insurance. If you have not purchased medical insurance or completed the necessary medical exams, your SCO will not authorize your dependents on your ITO. Once medical coverage has been purchased or confirmed as covered by your government/FMS case, then the status of your dependents and their medical coverage type will be updated on your ITO – pending other approvals your dependents will become authorized to join you in the U.S.

PRE-EXISTING CONDITIONS

When selecting a private medical insurance policy, please be aware that most policies do not cover pre-existing conditions. A “pre-existing condition” is a health problem that you have had before the start date of the insurance policy and is defined herewith as:

*“Any injury, illness, sickness, disease, or other physical, medical, mental or nervous condition, disorder or ailment that, **with reasonable medical certainty**, existed at the time of application or at any time during the **3 years prior** to the effective date of the insurance, **whether or not previously manifested or symptomatic, diagnosed, treated, or disclosed prior to the effective date**, including any subsequent, chronic or recurring complications or consequences related thereto or arising therefrom.”*

Insurance providers reserve the right to deny any claims that are related to a pre-existing condition. For example, if you have a dependent with a chronic medical condition of some sort, and they have to go to the doctor while in the US, the insurance provider could potentially deny coverage, and you would be responsible for payment. Please keep this in mind when determining if dependents will accompany you during the year.

DEPENDENTS WITH RHCA, PFP, SOFA, NATO COVERAGE

RECIPROCAL HEALTH CARE AGREEMENTS (RHCAS):

Reciprocal Healthcare Agreements are individual agreements between the U.S. Department of Defense (DOD) and the defense organization of another country which grants dependents medical coverage comparable to U.S. active duty military families.

- RHCA dependents are authorized medical treatment in U.S. based Military Treatment Facilities (MTF) only, at no cost.
- You will be required to purchase supplemental medical insurance that meets DSCA mandatory minimum requirements to cover situations where military medical care is not available. RHCAs do not cover medical care in civilian hospitals.
- RHCA agreements do not cover the IMS or civilian and para-military students nor their dependents.

NATO STATUS OF FORCES (SOFAS) AND PARTNERSHIPS FOR PEACE (PFP) AGREEMENTS

NATO SOFA and Pfp agreements only provide medical coverage for dependents for outpatient medical treatments – that is, same-day treatment that does not require staying the night. For this reason, supplemental coverage is required for inpatient-civilian medical care for NATO/Pfp SOFA dependents.

The RHCAs/PfPs/SOFAs agreements **do not provide dental or vision coverage** for dependents; if this is a concern please make sure your supplemental insurance policy includes dental/vision coverage or it will be an out-of-pocket expense. Dental care can be an extremely expensive out-of-pocket cost without adequate dental insurance coverage, more affordable options are available for vision care.

PREGNANCY REGULATIONS

Family members who are pregnant prior to departure from home country must present proof of complete pregnancy coverage for them to be authorized as an accompanying dependent on the ITO.

- A. If a family member becomes pregnant while at NDU, the international officer will notify the International Student Management Office immediately.
- B. SATFA and the US Embassy in the IMS' home country will be notified of pregnancy. Home country will be requested to guarantee payment of all medical costs associated with the pregnancy.
- C. Family members who become pregnant while at the NDU and DO NOT have pregnancy insurance (or coverage by foreign government) will be directed to return to home country as soon as possible after determination of pregnancy is made; typically within 10 days of first notification.
- D. Authorized family members for whom pregnancy IS NOT covered by the country, must have pregnancy insurance which covers pre- and post-natal care, as well as delivery, unless ITO specifically states foreign government will pay all costs related to that pregnancy and delivery.
 - Pregnancy and childbirth coverage is not usually included in insurance policies purchased less than 12 months in advance, and is generally very expensive.

- Pregnancy is considered a pre-existing condition and is not available for purchase after an IMS or dependent is diagnosed as being pregnant. For these reasons, pregnant dependent will be required to return home, if country does not indemnify associated cost.

TRAVELER'S MEDICAL INSURANCE POLICY OPTIONS

Dependents have limited healthcare insurance options as they generally only have access to traveler's insurance as a medical insurance coverage option. Traveler's insurance usually only provides coverage for medical emergencies, (i.e. Emergency Room (ER) visits).

- This means school or routine physicals (which are necessary to enroll your children into school), infant or other immunizations, women's wellness exams, pre-existing conditions (i.e. asthma, allergies, autism, etc.), elective procedures, dermatology, dental and vision care will not be covered by many travel insurance policy.
- **Traveler's insurance only provides medical coverage for when you are sick or injured and need to go to the Emergency Room.**

One concern with traveler's insurance companies is hospitals do not have agreements or arrangements to work with them – this means it may be extremely difficult to find an in-network doctor when needed. Clinics will often only accept new patients who have insurance companies that they recognize or work with.

Here are a few companies to **avoid** or are **not compliant**:

- Global Underwriters, HCC Medical Insurance Services, LLC (also known as Atlas), Assist Card, Pan-American Life, Allianz, IMG Patriot Exchange, Seven Corners – Inbound USA, and Seven Corners – Inbound Immigrant.

Injuries and emergencies happen every day, and one event could leave you in significant debt, *think: \$40,000 worth of debt (!!!)*— therefore, purchase a policy that will provide comprehensive coverage for your family members.

To give you a better picture, here are some routine costs: an ambulance ride to transport you to the hospital would cost \$500 + over \$6 per mile. An emergency room visit could cost \$120 - \$3,000+. Other exams – MRI could cost \$1,100; a routine diagnostic test \$500.

Please do not cut corners to purchase a cheaper policy when it comes to ensuring your family has adequate medical coverage.

OTHER IMPORTANT CONSIDERATIONS REGARDING HEALTHCARE IN THE U.S.

As a reminder, the US government **DOES NOT** provide healthcare for dependents visiting the United States. Dependents are also not authorized to participate in U.S. Federal or State Medical and/or Dental programs. For this reason, it is important for IMS to purchase a quality traveler's medical insurance plan for their families, if their regular medical insurance policy (in-country) does not provide medical coverage for when you are stationed abroad.

Insurance companies will cover some of your medical expenses (depending on the type of insurance you select) to prevent you having to pay the full cost of your medical bills. For this reason, it is extremely important to pick a quality policy or you could end up paying thousands of dollars for one doctor's visit. While insurance companies will pay some of the costs, you should still expect to pay some cost out-of-pocket. Insurance companies will ask you to file a claim describing why you went to the doctor and what you had done, which must be completed before the policy-defined deadline. After you file your claim, the insurance company determines what medical services are covered and are not covered under your insurance policy. Items not covered under your insurance policy you will have to pay for out-of-pocket. You can call your insurance company customer service line or visit their website to determine what process you must complete to file a claim.

- You may be required to pay for your treatment first, and then seek reimbursement, or you may just need to send your bill to the insurance company. Either way, submit your paid bill to the insurance provider to record for deductible.
- Most insurance policies will pay for your "in-patient" hospital care, but many other types (i.e. out-patient care, same-day procedures) of medical care are not covered or are partially covered by traveler's insurance policies.

HELPFUL HINTS

To avoid unexpected medical bills – bills you thought were covered, here are some things you should know:

UNDERSTAND THE TERMS OF YOUR POLICY. Know the basic terms of your policy in order to understand what you may owe and why. Terms include:

- **In-network provider:** A doctor, hospital or health-care facility that has an agreement or contract with your insurance company and provides services to plan members at negotiated rates.
- **Out-of-network provider:** A provider who is not affiliated with your insurance company. In many cases, an insurance company will pay less or not pay anything for services received from an out-of-network provider.
- **Deductible:** The amount of money you must pay out of pocket each calendar year before your insurance will start paying for your medical bills. If the deductible for your plan is \$0, you will not pay any money out of pocket at the time of service, but you will likely pay more upfront.*
- **Co-pay or co-payment:** A flat fee you pay to a health-service provider.*
- **Co-insurance:** The percentage of charges you pay to the medical provider after your deductible has been met and your insurance has started paying claims. Most insurance companies typically will not pay for more than 80% your medical bills, which means you should expect to pay the remaining 20%, unless you choose a policy with 100% coverage and no co-insurance.

** Deductibles and copay options will increase your out of pocket medical expenses.*

BEFORE YOU HAVE A PROCEDURE. Ask your doctor what will be required for your procedure and then call your insurance company to discuss your plan and determine if the doctors and facilities are in-network and if the procedure is covered by your insurance policy. If it is not possible to do your procedure in

completely in-network facilities, contact the out-of-network providers and request a range of the estimated operation costs so you can eliminate the surprise of the post-operation bill.

If you get an unexpected bill, talk to your insurance company and the provider. Some providers may accept the insurance payment as payment in full, or the insurer and the out-of-network provider may negotiate a fee and decrease the balance you owe.

LOWERING PRESCRIPTION COST. Anytime a doctor writes you a prescription, find out how much the medication costs, whether it's covered by your insurance and if there is a low-cost generic alternative brand. If not, ask for an exception from your insurance company.

MEDICATION. If you have a chronic condition that requires medication, (before you commit to an insurance plan) check if any of the drugs you take are covered by your insurance policy. You will get the lowest out-of-pocket costs when you buy the coverage plan's "preferred" generic option. If you have health problems or extenuating conditions, then an insurance company may not want to give you an insurance policy. They may also refuse to pay for certain treatments, such as psychiatric care, so please be aware of coverage exceptions (i.e. items not covered under your insurance policy).

EMERGENCY TREATMENT. Your emergency room treatment may not be treated as in-network, even if the ER is at an in-network hospital. Make sure you fill out the billing information forms accurately to avoid getting a surprise bill from the emergency room later on. If you get a surprise bill from the emergency room, please contact your insurance provider and explain that your visit was an emergency situation and you did not have a choice of providers.

VERIFYING YOUR BILL AMOUNT. If you are liable for the balance owed for a bill, double check the numbers by comparing the insurance policy's explanation of benefits with the itemized bill you received. If you spot discrepancies, address them right away.

URGENT CARE. For non-life threatening situations, going to urgent care may be an option. Ask your insurance provider for information about co-pays and potential out-of-pocket costs at a clinic before you visit.

APPEALS. If your health insurer refuses to pay a claim, you can appeal the decision. ISMO is here to help you navigate any difficult billing situations, but we do not have any influence or control on the final decisions made by an insurance company. However, regardless of the decision on the appeal, you will be responsible for any outstanding medical bills incurred by your dependents during your year in the United States.

FREQUENTLY ASKED QUESTIONS:

What's the difference between in-network and out-of-network providers?

In-network: Your insurance company has contracts with a wide range of doctors, specialists, hospitals, labs, radiology facilities and pharmacies -- these are the medical providers in your "network." In-network

providers may lower the cost of your bill because your insurance company and the medical provider agreed upon a set rate for services. That contracted rate includes both your insurance company's share of the cost and your share of the cost (i.e. co-payment, deductible or co-insurance).

- For instance, your insurer's contracted rate for a primary care visit might be \$120. If you have a \$20 co-payment for primary care visits, you will pay \$20 when you see a doctor in your network. Your insurer will pick up the remaining \$100.

Out-of-network: You will likely pay a little more for doctors/hospitals outside of your insurance network. Your insurance company and these medical providers do not have an agreement, which means the costs are not pre-negotiated and will probably be higher. For this reason, your insurance company may charge you a little more for going out-of-network in your co-payment or co-insurance costs. So, if you normally have to pay 10% of the cost with an in-network provider, you will probably pay 20% with an out-of-network provider. Remember to read your policy carefully and look up civilian care providers who are listed on your insurance company's website as in-network.

What if military hospitals are not considered an in-network provider for my insurance policy?

Some insurance companies will allow you to choose your hospital and some will not. However, if your policy does not explicitly state that Military Treatment Facilities (MTFs) are in-network providers, it's best to go to your insurance company's website and look up a list of medical providers that are considered in-network. If you go to a medical provider that is outside of your network, the hospital may not accept your insurance and may ask you to pay upfront.

What will my traveler's insurance not cover?

Traveler's insurance usually does NOT cover school physicals, annual check-ups, infant, women wellness, eye or dental exams, maternity-related services, elective treatments, and pre-existing conditions (including: asthma, allergies, high blood pressure, heart conditions, high cholesterol, etc.). All of the above may be an out-of-pocket expense for you. If you want to avoid paying money out-of-pocket for these services, please make sure they are included in your policy.

If you or your dependents has a pre-existing condition, your insurance will not cover the cost for that care – treatment for their condition will be an out of your pocket expense for you unless your embassy agrees to pay the costs.

What are ISMO's recommendations?

ISMO recommends a policy with a \$0 deductible that meets your family's specific needs. Depending on your family size, it is not unusual to pay \$4,000 - \$6,000 for a quality family insurance plan in the United States for a year's worth of medical insurance. We recommend that you do not cut corners when it comes to costs; you want to pay more now to avoid paying even more later.

If you have questions or someone in your family has pre-existing medical conditions, please notify ISMO immediately.

Be proactive in talking with your insurance company and following up with insurance claims. If a dependent is diagnosed with a condition that will require regular doctor's visits, speak with someone from ISMO to discuss pre-existing conditions and the possibility of your insurance denying your claims.

Please note you are responsible for all medical costs for your dependents not covered by your insurance policy.

If you do not understand your insurance policy, contact your health insurance customer service department.

READ YOUR POLICY. READ IT AGAIN. READ IT TO YOUR SPOUSE.

Lastly, please be sure to provide a copy of your medical insurance policy or insurance card to your homeroom leader upon arrival so it can be included in your records.



MEDICAL TREATMENT FACILITIES

All military medical care, except for emergencies, requires an **appointment**. You cannot go to a medical facility and receive a walk-in appointment.

If you need medical care on the weekend, you will have to visit one of the locations with an Emergency Room, which also acts as an urgent care clinic in the military medical system.

Dependents who need medical care on the weekend will have to visit an urgent care facility.

MILITARY MEDICAL TREATMENT FACILITIES

You can find a map of these clinics in the “Maps”

Fort McNair Medical Clinic

4th St. and P St. SW Fort McNair, Building 47

Services: General Practice

Transport: On base

Phone: (202) 685-3100

Hours: Monday-Friday 0630-1500; closed after 1100 Wednesday

Fort Belvoir Community Hospital, Fort Belvoir

9300 DeWitt I Road, Fort Belvoir, VA 22060

Services: General Practice, Specialists, Emergency Room, Laboratory

Transport: Personal vehicle, taxi, or Richmond Highway Express (REX) Bus from King Street Metro Station

Phone: (571) 231-3224 (Information); (855) 227-6331 (Appointments)

Hours: Monday- Friday 0730-2000; Saturday 0700-1400

Rader Army Health Clinic, Fort Myer

525 Carpenter Road, Fort Myer, VA 22211

Services: General Practice, Laboratory

Transport: Personal vehicle, taxi, 16G bus from Pentagon City Metro Station

Phone: (703) 696-3467 (Information); (855) 227-6331 (Appointments)

Hours: Monday-Friday 0730-1600

Walter Reed National Military Medical Center (formerly Bethesda Naval Hospital)

8901 Rockville Pike, Bethesda, MD 20889-5600

Services: General Practice, Specialists, Emergency Room, Laboratory

Transport: Personal vehicle, taxi, Red Line Metro to Medical Center Station. Walk to facility or wait for shuttle from station to facility

Phone: (301) 295-2273 (Information); (855) 227-6331 (Appointments)

Hours: Monday-Friday 0800-1600

Washington Navy Yard Dental Clinic

Building 175, 915 N Street SE, Washington, DC 20374

Services: Dental

Transport: Personal vehicle, taxi, Navy Yard Metro Station

Phone: (202) 433-2480 (Information); (855) 227-6331 (Appointments)

Hours: Monday-Thursday 0700-1530; Friday 0700-1200

Joint Base Anacostia-Bolling Dental Clinic

Building #1300, located at the corner of Brookely Ave and Angell Street

Services: Dental

Transport: Personal vehicle, taxi

Phone: (202) 404-5519 (Information); (855) 227-6331 (Appointments)

Hours: Monday-Friday 0730-1630

CIVILIAN HOSPITALS AND EMERGENCY ROOMS

Please make sure you know the process/procedure to obtain civilian medical care for your family according to your policy. Not every IF has the same medical policy for their families. Some will work better (i.e. cost you less additional money) for civilian care; others will work better for military medical care.

INOVA Arlington Hospital

1701 N. George Mason Drive Arlington, VA 22205
(703) 558-5000

www.virginiahospitalcenter.com

INOVA Alexandria Hospital

4320 Seminary Road
Alexandria, VA 22304
(703) 504-3000

www.inova.org/patient-and-visitor-information/facilities/inova-alexandria-hospital/index.jsp

Georgetown University Hospital

3800 University Reservoir Road NW Washington, DC 20007
(202) 444-2000

www.georgetownuniversityhospital.org

George Washington University Hospital

900 23rd Street NW Washington, DC 20037
(202) 715-4000

www.gwhospital.com

INOVA Fairfax Hospital

3300 Gallows Road Falls Church, VA 22042 (703) 776-4001

www.inova.org/patient-and-visitor-information/facilities/inova-fairfax-hospital/index.jsp

Suburban Hospital

8600 Old Georgetown Road Bethesda, MD 20814
(301) 896-3100

www.surburbanhospital.org

Sibley Memorial Hospital

5255 Loughboro Rd. NW Washington, DC 20016
202-537-4000

www.sibley.org

Children's National Medical Center

111 Michigan Ave. NW, Washington, DC 20010
202-476-5000

www.childrensnational.org

CIVILIAN URGENT CARE FACILITIES

Please make sure you know the process/procedure to obtain civilian medical care for your family according to your policy. Not every IF has the same medical policy for their families. Some will work better (i.e. cost you less additional money) for civilian care; others will work better for military medical care.

List of civilian urgent care facilities:

Arlington - Simplicity Urgent Car

3263 Columbia Pike, Arlington, VA 22204

(703) 746-0111

Hours: Monday-Friday 0800-2000

Saturday-Sunday 1000-1600

Arlington - Express Care

1409 S. Fern St., Arlington, VA 22202

(703) 650-0782

Hours: Monday- Friday 0900-2000

Saturday-Sunday 0900-1600

Alexandria - Triple A Urgent Care

2500 N. Van Dorn Street #106, Alexandria, VA

22302

(703) 354-6665

Hours: 24 hours, 7 days a week

Falls Church - Prime Medical Center

6720 Arlington Boulevard, Falls Church, VA 22204

(703) 532-1100 or (703) 532-2200

Hours: Monday-Friday 1000-1800

Saturday 1000-1400

McLean - McLean Immediate Care

1340 Old Chain Bridge Road, McLean, VA 22101

(703) 893-2273

Hours: Monday-Friday 0800-2000

Saturday 0900-1800

Sunday 1200-1800

Washington Hospital Center

110 Irving Street NW, Washington, DC 20010

(202) 877-7000

Hours: Daily 0900-2000

George Washington University Hospital

901 23rd Street NW, Washington, DC 20037

(202) 715-4000

Hours: Daily 0830-1630

Rockville - Shady Grove Adventist Hospital

9901 Medical Center Drive, Rockville, MD 20850

(240) 826-6000

Takoma Park - Takoma Urgent Care

7610 Carroll Avenue

Takoma Park, MD 20912

(301) 891-5060



TRANSPORTATION

THE METRO

The term “Metro” refers to the public transportation system in Washington’s metropolitan area. This is a great resource to experience all that DC has to offer: Smithsonian Museums, galleries, downtown, and, of course, the National Defense University. Metro services provide a clean, inexpensive alternative to driving a car. The Metro includes bus and rail services that form a network inside DC and that link the District to the suburbs in Maryland and Virginia. Metro buses provide service to the Metro-rail stations and offer routes and connections in areas with no rail service.



The street entrances to Metrorail stations are easy to identify by the large, brown columns at the entrance marked with a large “M”. The columns also display the name of the station, and colored stripes indicate which lines serve that station. Each station has large colored maps that show where each of the lines goes. We have included a copy of this map and a description of how to use it later in this section.

The Metro Rail operates every day of the week. However, it does not operate at all hours, so if you travel at night, be sure to plan sufficient time to board the last train. The hours of operation are as follows:

Monday – Thursday:	0500-2330
Friday:	0500-0100 (Saturday morning)
Saturday:	0700-0100 (Sunday morning)
Sunday:	0800-2300

You may obtain timetables and maps from the rail-station kiosks or online at the Metro website. Here are some resources available to help you answer any questions you might have about the Metro system:

Customer Information:	(202) 637-7000
General Information:	(202) 962-1234
Homepage (Trip Planner):	https://www.wmata.com
Fare Information:	https://www.wmata.com/fares/

FARES AND SCHEDULES

Fares are reasonable, but they do change occasionally. They are based upon the time of day (Peak Fare and Off-Peak Fare) and the distance that you travel. To use the metro, you will need to purchase a SmarTrip® card (see explanation in following section).

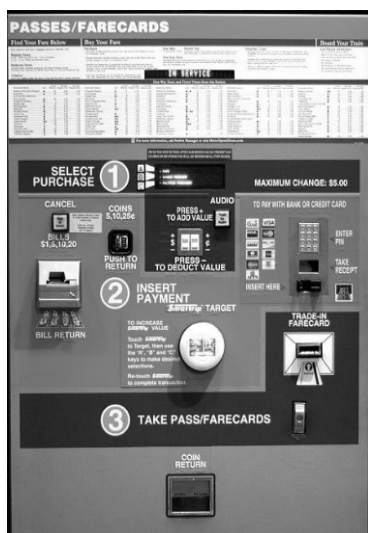
PEAK FARE AND OFF-PEAK FARE

PEAK FARE	OFF PEAK
Weekdays from 0500-0930 and 1500-1900.	All other times.
<ul style="list-style-type: none"> \$2.25 minimum \$6.00 maximum 	<ul style="list-style-type: none"> \$2.00 minimum \$3.85 maximum

PASSES

The SmarTrip® is a permanent, rechargeable fare card. It's plastic—like a credit card—and is embedded with a special computer chip that keeps track of the value of the card. You can buy a SmarTrip card at any Metro station.

- You can use the SmarTrip for Metrorail, MetroBus, and MetroParking.
- You may add up to \$300 in value on a SmarTrip card.
- If you lose the card, you don't lose the value. For a \$5 fee to replace the card itself, WMATA will issue you a new SmarTrip card with the value on the card at the time you notified that it was lost. For this feature, **you must register your card**. You can register your SmarTrip card online at smartrip.wmata.com/Account/Create.



SmarTrip machines have instructions printed on them. You can use them to buy SmarTrip cards, and check or refill your card's value.

The machine will present you with the following options:

- \$14.75 One Day Pass (Unlimited riding for one day)
- \$60.00 7-Day Fast Pass (Unlimited riding for seven consecutive days)

If you are regularly commuting by MetroRail or MetroBus, you should **ignore these options** as these passes will expire after the time indicated. Instead, purchase a refillable card (\$2 base price + your added value).

To enter the platform, touch the SmarTrip card to the circular target panels on top of or inside station fare gates and enter in the direction of the arrow. You need to use the card to exit the Metro, as well. The machine automatically deducts value from the card when you exit the Metro station at your destination, so do not forget to keep it with you. Once the value is depleted, you will need to reload the SmarTrip. If you have insufficient funds on your SmarTrip, then your card will be rejected when you try to exit and you will need to add value to the card at the Exit Fare machine near the gate, which usually only accepts coins and cash bills under \$20.

METRO LINES

In order to successfully reach your destination, it is important to know that each train is labeled with its endpoint. For example, if you want to go to Dupont Circle from Metro Center you will need to get on the red line train towards Shady Grove.

Check the sign at the front of the train to ensure that you are heading in the right direction. When boarding the train, allow passengers to exit before you enter. You will hear the chimes indicating that the doors are about to close. Make sure that you stand clear of closing doors, because unlike elevator doors, Metrorail doors do not have a sensor and will not automatically re-open if something is in the way of the doors.

***Please see “Maps” section of this handbook for a larger version of this image.**



BLUE LINE

Runs from Franconia-Springfield, VA (south) through Washington DC and out to Largo Town Center (east).

YELLOW LINE

Runs from Huntington, VA (south) through Alexandria and Chinatown to Mt. Vernon Square and the University of Washington DC's downtown campus (central).

ORANGE LINE

Runs from Vienna (west, in Tyson's Corner area) through the center of DC to New Carrollton in Maryland (east).

RED LINE

Runs from Shady Grove in Maryland (northwest) through DC before returning due north to Glenmont.

GREEN LINE

Runs from Greenbelt in Maryland (northeast) across the Anacostia River to Branch Avenue (southeast).

SILVER LINE

Runs from Wiehle-Reston East (northwest) and travels to Largo Town Center (east).

GETTING TO FORT MCNAIR VIA METRO

Take the Green line towards Branch Avenue and get off at the Waterfront Metro Station. Walk 3 blocks down 4th Street to the Fort McNair Gate.

METROBUS & DC CIRCULATOR

The Washington DC metro area has an extensive bus system. It is advisable to consult the online bus schedules before departing for travel on a bus. When at the bus stop, check the bus destination before you board. The route number and destination are displayed above the windshield and on the boarding side of the bus. Bus operators are instructed to announce major intersections, landmarks, and transfer points on buses that do not have the automated stop announcement system or if the automated stop announcement system fails to work.

Please note that bus schedules vary from weekday to weekend. For more information regarding schedules, routes and fares please consult www.wmata.com/bus/ or www.dccirculator.com.

Google Maps is the best way to discover and navigate bus routes. It is also highly advisable to download the app “DC Metro and Bus” (www.dcmetroapp.com) to track the live arrival times of buses and trains.

BIKING

Biking can be an easy and inexpensive way to get to a Metro Station, a bus stop or park and ride lot. Many Metro stations have facilities for bicycle storage so you can ride your bicycle to a station, leave it there, and take Metrorail or Metrobus. Typical storage facilities include bike racks for free and lockers for rent. Facilities are available on a first-come, first-use basis. Two types of racks can be found at Metrorail stations, Inverted U bike racks and Rally III bike racks. Many stores sell bicycles. Consult the internet or the ISMO staff if you need assistance. Be sure to exercise caution and obey the rules of the road for cyclists when traveling by bike.

CAPITAL BIKESHARE

Capital Bikeshare has 2,500 bicycles available throughout the city. You can choose from over 300 stations across Washington, DC and Arlington, VA and return it to any station near your destination. You can join Capital Bikeshare for 24 hours (\$8), 3 days (\$17), 30 days (\$28), or a year (\$85), and have access to their bikes 24 hours a day, 365 days a year. The first 30 minutes of each trip are \$2. Each additional 30 minutes incurs an additional fee. For more information please visit www.capitalbikeshare.com.

TAXI SERVICES

Washington has more taxis per capita than any other American city. The rates for DC taxis are based on a “meter” system, which means that you will be charged a base fare (\$3.00), and then you will be charged for each additional 1/6 mile (\$0.25). In addition, you will be charged for each minute that you spend in a cab that is traveling under 10 miles per hour. It is proper to tip a taxi driver for their service. It is a good idea to carry cash for taxi rides, since not all taxis are equipped with card readers.

It is best if you can plan your travel before using a taxicab so that you can know the approximate cost.

Taxi Transportation Service: 202-389-0500

Rock Creek Taxicab Company: 202-291-3332

Red Top Executive Sedan Service: 202-882-3300

RIDE-SHARING APPS (UBER, VIA, AND LYFT)

Ride-sharing apps are a convenient way to get around. Simply download one of the two major ride-sharing apps (either Uber, Via, and Lyft) and set up an account connecting Paypal or a credit card. From there, you can request a ride on your smartphone using the app and get picked up within minutes. On-demand service means no reservations required and no waiting in taxi lines. You can compare rates for different vehicles and get fare quotes in the app, and tip is included in rate. You will be emailed a receipt when you arrive at your destination.

Lyft and Uber

Lyft and Uber also offer discount passes through the app. After purchasing these passes, you are given consistently low prices on fare regardless of traffic or time of day. You may consider this option if rideshares are your primary mode of transportation.

VIA

Via is unique in its “corner-to-corner” model rather than door-to-door. When you request a ride, the app will designate a location within a two-block radius for you to meet the driver at. Similarly, the driver will drop you off within two blocks of your destination. Via is by nature a “pool” – you will likely share the car with other riders. Due to its car-sharing nature and proximity-based pick-ups and drop-offs, Via is notoriously cheaper than Uber, Lyft, and other ride-shares.



DRIVING IN GREATER DC

You must have a driver's license to operate a motor vehicle in the United States; each state has their own requirements for obtaining a driver's license. However, we recommend that every Fellow and family member that intends to drive in the US obtain an International Driver's license in-country before departing for the US. It cannot be obtained in the US.

OBTAINING A DRIVER'S LICENSE

The Department of Motor Vehicles (DMV) is responsible for issuing your driver's license. The DMV will require you to provide several documents that verify your status and identification:

- Valid Foreign Driver's license (in English, or with English translation from your embassy)
- Passport and Visa
- I-94 Form
- Two proofs of residency
- Foreign Identification Number (FIN)
- Social Security Number Non-Eligibility letter
- Department of State Non-Eligibility Letter (*only for A-2 visa holders*)
 - To obtain this document, send a request to ISMO. ISMO will submit a request to the Office of Foreign Missions. The turnaround time is 2-4 weeks.

Driver's licenses are issued by the state, and your license must be issued by the state you live in. Each state has slightly different regulations and documents required for a license. Please see below for driver's license information from Washington DC, Virginia, and Maryland.

It is worth mentioning that if you choose to buy a car during your stay in the US, **car insurance will be more expensive if you don't get a local license.**

WASHINGTON DC

If you live in DC, you may drive for up to one year with your International Driver's License and valid home country license. You will also need to get a statement from the Social Security Office in DC stating you are ineligible for a Social Security Number.

To obtain a DC Driver's License you will need to pass a written test and a vision screening test. You will only need to take a road test if you do not have a valid out-of-country license. You must visit the DMV (see website below) that serves the needs of international drivers. You can access practice exams and additional information by visiting their website.

Non-US Citizens may obtain a DC Driver's License if they have a minimum of six (6) months duration of stay.

For more information, see their website: www.dmv.dc.gov

VIRGINIA

If you live in Virginia, you may drive with your International License and valid foreign country license for up to sixty days after establishing residency. After that time, it is highly recommended that you obtain a Virginia driver's license. The state of Virginia will only allow your license to be valid until the expiration of your A-2 Visa. This is formally called "proof of legal presence." Your dependents may drive with their foreign and international license for the duration of their stay if they are neither employed nor students.

If you hold a valid driver's license issued by a US State, a Canadian Province, France, or Germany, you may not be required to take the two-part knowledge and road skills test. Canadian or US licenses from other states must be surrendered when applying for a Virginia license.

You will need to pass a written test that consists of two sections. A copy of the Virginia Drivers Manual will be available for you to study before you take your test. The first section of the written test is knowledge of road signs: you must pass with 100% accuracy in order to proceed to the second part of the state test. The second part tests road skills. Upon your successful completion of the written test, you must pass a driving test. You are responsible for providing your own vehicle for the test. If you pass both tests, then you will receive a full license.

For additional information, see the DMV website at: www.dmv.state.va.us

MARYLAND

If you live in Maryland, you may drive for up to one year with your international and valid home country license. Before you may take the Maryland driving test, you must first attend a three-hour drug and alcohol class. These courses are held in several locations.

The following driving school offers the course every Sunday afternoon from 1600-1900 for \$35.

Calvert Driving School

4915 Auburn Avenue, Suite 100

Bethesda, MD 20814

(301) 718-8800

<https://local.dmv.org/maryland/biz/drive-america-calvert-driving-school-1>

Only certain Maryland Motor Vehicle Administration Offices will work with foreign individuals seeking a Maryland License, and will be seen by appointment only. Please consult www.mva.maryland.gov or telephone 1-800-950-1682 to make an appointment or to obtain further information and a list of the documents currently required as proof of identification.

If you live in Maryland and purchase a vehicle which will be registered in Maryland, you must obtain a Maryland Driver's license within 30 days of registering your vehicle.

BUYING A CAR

There are many options for buying a car in the United States, and you will likely be able to find one that meets your preferences and constraints. If you do, there are many dealers of domestic and foreign makers that are credible and willing to help you. This section will mainly address the process of buying a used car.

You might like to consider purchasing a car from a departing student. If cars are available for sale, you will see these cars advertised for sale on the bulletin board in the business center.

If you decide to purchase a car from a used car dealer, take care to research your selection before purchasing a vehicle. Some options that may be useful are:

- Kelly Blue Book: www.kbb.com
- Cars: www.cars.com
- Carmax: www.carmax.com
- **Fort Belvoir Resale Lot:** The Better Opportunities for Single Soldiers (BOSS) program is located at the parking lot of the Community Center (Building 1200) at Fort Belvoir. This lot allows for active duty service members, DOD personnel, retirees and family members to buy and sell vehicles. If you have more questions regarding how to purchase a car from this location, please call: (703) 806-5225.

If you are purchasing a vehicle from a dealer, try to obtain at least a 30-day warranty. Ask the dealer to allow you to read the Buyer's Guide that is required by law to be displayed on the side of the window of the vehicle. This guide will indicate if the dealer is offering a written warranty on that particular vehicle. However, if you ask for a warranty before beginning price negotiations, you will likely pay a higher price for the vehicle.

SOME ADVICE:

- You can find cars for almost any price, but be careful of a deal that sounds "too good to be true."
- Never buy a car for more than the suggested price in the Kelly Blue Book (KBB). The KBB is a reliable source to check the market value of a potential vehicle.
- Spend some time deciding how you intend to use the car and project the costs of insurance, maintenance, and repair.
- Review auto magazines and Consumer Report assessments of the chosen vehicle to identify any potential problems. You could also call the Department of Transportation National Safety Hotline at (800) 424-9393 to enquire whether a certain vehicle is safe. If you have an NDU sponsor, consider asking him/her for advice or even to accompany you when you go car shopping.

- If you buy a car from an individual rather than a dealer, **make sure that the seller has a valid title and registration documents for the vehicle. Do not pay for a car unless the previous owner provides the valid title for you.**
- Check for evidence of accidents, and ask if you may take a car to a mechanic to inspect the vehicle for you. If possible, try to look for a car within the last 10 days of the month. Most dealers have a desired quota of sales per month, and you are more likely to negotiate a lower price for a car toward the end of the months.
- Take the car on a test drive and try out all of the controls.
- Read all documents carefully before signing them and make sure that all spaces are completed and that all negotiations are provided in writing. Make sure that any warranty details are carefully explained to you. It is unwise to buy a car in “As Is” condition as it may have faults.

VEHICLE REGISTRATION AND CAR INSURANCE

If you buy a car from a dealer, then they will arrange for registration and title transfer. You will be charged a processing fee for this service. You will receive your vehicle title documents and new license plates in the mail. The dealer will also issue temporary tags that are valid for 30 days to enable you to legally drive your vehicle. Please do not drive without valid license plates.

If you choose to buy a vehicle from a private individual, then you will need to complete the registration process on your own. Below you will find a simple outline of that process for DC, Virginia, and Maryland.

WASHINGTON DC

Website: www.dmv.dc.gov/

Step 1	Complete Application for Title signed by all owners. You can obtain these application forms at DC DMV offices, or by calling (202) 727-5000.
Step 2	<p>Provide <u>one</u> form of valid identification. This would include your Washington DC driver's license, learner's permit, or non-drivers ID card. If the person submitting the application is not the vehicle's current owner, you must have a notarized Power of Attorney from the vehicle owner and the applicant's own DC driver's license.</p> <p>The following documents are unacceptable forms of identification:</p> <ul style="list-style-type: none"> • Out-of-state driver's license • Learners permit or non-driver's ID card • An expired DC driver's license or ID card • A photocopied Power of Attorney • Work or school ID card

Step 3	<p>Provide proof of ownership. This can be accomplished with <u>one</u> of the following documents:</p> <ul style="list-style-type: none"> • Certificate of Title that has been signed over from the person on face of the title to the applicant (no third-party reassignment except through a car dealership) • Manufacturer's certificate of origin and bill of sale (new cars only) • Original certificate of title in applicant's name (from other states) • Government auction title <p>These items cannot serve as ownership:</p> <ul style="list-style-type: none"> • Bill of sale without title documents • Out of state registrations without title documents
Step 4	<p>Provide proof of DC insurance. Insurance bills and expired insurance cards cannot provide proof of insurance. Proof can be provided with one of the following documents:</p> <ul style="list-style-type: none"> • Insurance policy with dates of coverage • Insurance card with expiration dates and vehicle identification number (VIN), make and year of vehicle • Letter from insurance company on its letterhead which verifies coverage, VIN, make and year of vehicle <p>Your car insurance policy must also have the minimum liability coverage shown below.</p> <ul style="list-style-type: none"> • Property Damage Liability: \$10,000 • Third Party Liability: \$25,000 per person and \$50,000 per accident • Uninsured Motorist Bodily Injury: \$25,000 per person and \$50,000 per accident • Uninsured Motorist Property Damage: \$5,000 subject to \$200 deductible
Step 5	<p>Provide an odometer statement via one of the following documents:</p> <ul style="list-style-type: none"> • Odometer mileage statement (if vehicle is purchased from a dealer) • Certificate of odometer reading on back of title (if signed over from a previous owner) • Notarized letter of statement between buyer and seller
Step 6	<p>Be prepared to provide additional information if you acquired the car through the following scenarios:</p> <ul style="list-style-type: none"> • If your vehicle is leased • If your vehicle is lien • If you live outside of DC and your vehicle is financed or leased and you do not have an original title in your possession • If you acquired the vehicle through the death of the vehicle owner • If you would like to transfer the license plate from another vehicle
Step 7	<p>Pay the necessary fees, which can be found at: https://dmv.dc.gov/node/155452</p>

VIRGINIA

Website: www.dmv.state.va.us/

Before you drive your car, you must title and register it at one of the Virginia DMV service centers. Your vehicle must be titled in Virginia before you can register it.

Step 1	Complete an "Application for Registration" form (VSA14). You must also have a current emissions certificate if your vehicle is kept in the following counties or cities: Arlington, Fairfax, Loudon, Prince William, Safford, Alexandria, Fairfax, Falls Church, Manassas or Manassas Park (excludes motorcycles).
	To obtain an emissions certificate, take the vehicle to an emissions inspection station (many garages/petrol stations perform inspections). The emissions inspector will electronically update the DMV with the emissions results. The DMV will only ask for your emissions information if your vehicle failed the test or if this information has not been received by the emissions inspector.
Step 2	<p>Purchase license plates and/or decals. To do this, you must have proof from your insurance company that your vehicle is covered by the minimum insurance requirements. Otherwise you must pay the uninsured motor vehicle fee. Your insurance company must be authorized to do business in Virginia. These are the minimum coverage requirements:</p> <p>Bodily injury/death of one person: \$25,000 Bodily injury/death of two or more persons: \$50,000 Property damage: \$20,000</p>
Step 3	The DMV will issue you two license plates plus two decals showing the expiry date of the license plates and registration card. The decals must be affixed to the plates and attached to your vehicle (one on the front and one on the rear). Always have the registration card with you when driving and, if required, you must obtain a local parking sticker within 30 days of registering your vehicle.

MARYLAND

Website: www.mva.maryland.gov

When you become a resident of Maryland, you are required to register your vehicle within 60 days of setting up a permanent residence. To do this, you must go to a branch of the Maryland Motor Vehicle Administration (MVA). Read more: <http://www.mva.maryland.gov/vehicles/registration/title-registration-info.htm>

Step 1	Complete an Application for Registration. A safety inspection is required for all used vehicles being titled and registered in Maryland. A licensed Maryland inspection station must inspect your vehicle. The certificate of inspection, issued by the inspection station within the previous 90 days, must accompany the application for the title.
Step 2	<p>Purchase license plates/number plates and/or decals. To do this, you must have proof from your insurance company that your vehicle is covered by the minimum insurance requirements or you must pay the uninsured motor vehicle fee. Your insurance company must be authorized to do business in Maryland. Maryland requires the following insurance minimums:</p> <p>Bodily injury/death of one person: \$20,000 Bodily injury/death of two or more persons: \$40,000 Property damage: \$15,000</p>
Step 3	The MVA will then issue you two license plates and decals showing the expiration dates of the plates and the registration card. Put the decals onto the plates, and attach the plates to your vehicle (one on front and one on the rear). Remember that when you are driving you must always have the registration card and driver's license with you.

COVID-19 AND THE DMV

COVID-19 has led to downsized capacity at the DMV, smaller staff sizes, and longer wait times. Expect to book an appointment 60 days out at the minimum; you may have to schedule an appointment up to 90 days out. ISMO encourages you to search for 2-4 DMVs in your vicinity and check for availability frequently.

While the Appointment Schedulers vary by locale (DC, MD, or VA), all of them will require you to choose a service type and a location. Be sure you understand whether or not you will need to take a knowledge test or simply present your documentation to receive a local license.

Due to the long wait time for appointments, it is imperative to have all of the necessary documentation the first time you arrive at the DMV. All of those documents are listed above. *You must have a noneligibility letter from the Social Security Administration in hand in order to receive your license.*

If you need a driver's license as soon as possible for any reason, ISMO encourages you to check the appointment scheduler nightly. Persons with appointments are sent reminders one week before and 24-hours before the appointment and given the opportunity to cancel. You may be able to secure a short-term appointment by picking up one of those cancelled appointments.

CAR INSURANCE

Car insurance can be expensive, especially for individuals who have never before held a US license. There are many insurance companies to choose from, and it is in your best interest to request several quotes in order to find the best rate. You may research insurance companies on the internet; some suggestions are:

The Sunrise Group Website: www.sunriseworldwide.com Phone: (800) 478-7648	Geico Auto Insurance Website: www.geico.com Phone: (800) 841-2964
Allstate Insurance Website: www.allstate.com Phone: (800) 255-7828	State Farm Insurance Company Website: www.statefarm.com Phone: (855) 733-7333
NetQuote Insurance Website: www.netquote.com Phone: (877)828-9793	MetLife Website: www.metlife.com Phone: 1-800-638-5433

Many of you may decide to wait until you have obtained your US licenses before purchasing and insuring your cars. However, it is common for insurance companies to require that a driver hold a US license for 12 months before they are prepared to offer discounted rates.

You should plan to spend anywhere from \$1,000 to \$2,000 per year for insurance; the rate is determined by the choice of vehicle and the driver's record. **If you request insurance based upon the use of an international license, the insurance quotes may be as much as double the rates for US license holders.**

RENTING A CAR

To rent a car you will need to have a license from your home country, a passport, and a credit card. You may also be asked for an International Driver's license. The price you will pay for a rental vehicle varies depending on the type and size of the vehicle, pick up and drop off locations, and the length of time you wish to keep the car. The daily period rate decreases the longer you keep the car; which is usually a maximum of one month. You can often find special offers and can obtain a basic weekend rental for as little as \$10 per day. Remember to ask for a military discount!

Book your rental in advance to lock in a lower rate. You will not be penalized for canceling or changing your reservation if you give 48 hours' notice, but you may be required to pay higher charges if you wait. If you need a rental vehicle for more than four days, consider a week-long rental. The charges may be lower and you can keep the vehicle longer.

Use the internet to compare prices for various car rental companies. Rates quoted typically do not include taxes and fees. Avoid renting cars from locations on or near an airport. They have extra fees and taxes that can increase your bill by up to 30%.

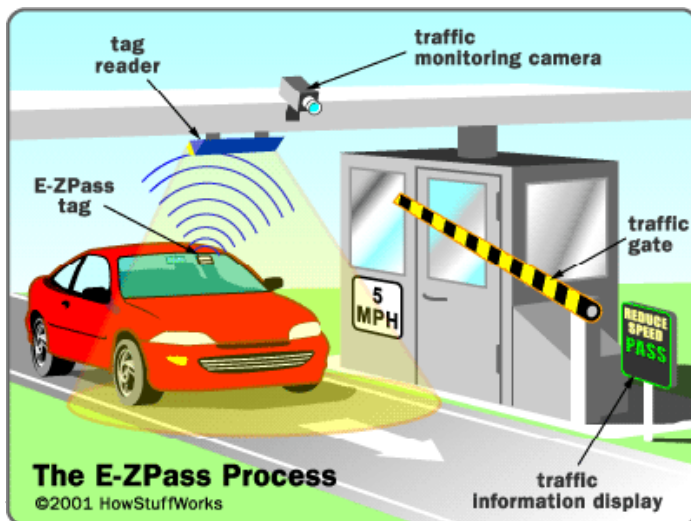
Alamo Rent-a-car Website: www.goalamo.com Phone: 1-888-233-8749	Avis Car Rental Website: www.avis.com Phone: 1-800-230-4898
--	---

Budget Car Rental Website: www.budget.com Phone: 1 -800-218-7992	Enterprise Rent-a-Car Website: www.enterprise.com Phone: 1-800-261-7331
Hertz Rent-a-Car Website: www.hertz.com Phone: 1-800-654-3131	National Car Rental Website: www.nationalcar.com Phone: 1-800-227-7368
Thrifty Car Rental Website: www.thrifty.com Phone: 1-800-367-2277	Dollar Rental Cars Website: www.dollar.com Phone: 1-800-800-3665

ZIPCAR

Zipcar allows you to “share” a car without purchasing or renting a vehicle. They have many drop-off and pick-up locations throughout the DC metropolitan area. There are different packages and price options depending on your needs. Visit www.zipcar.com to learn more about these options.

E-ZPASS - ELECTRONIC TOLL COLLECTION



E-ZPass electronic tags can be registered in your name to pass quickly through toll roads, like the Dulles Toll Road.

E-ZPass is an electronic toll collection (ETC) system that allows you to prepay your tolls, eliminating the need to stop at the toll plaza. The system has three components: the E-ZPass tag, which is placed inside your vehicle, an overhead tag reader, which reads the E-ZPass tag and collects the toll, and video cameras to identify toll evaders.

ance. A monthly or quarterly statement itemizing your toll use and account balance will be sent to you through the mail or emailed to you. You may also check your account balance using an automated telephone system by calling 1-888-321-6824. In addition, a toll fare display at the lane will display messages, such as "low balance," when your account reaches a pre-set threshold. If there is no message or the display is just blank, please contact E-ZPass directly.

To create and manage an EZ Pass account: www.ezpassva.com

Vehicle Type	At the Main Toll Plaza	At the On/Off Ramps
2 Axles	\$2.50	\$1.00
3 Axles	\$5.00	\$2.00

Note: Most passenger cars and trucks are "2-Axle" vehicles

HOV- HIGH OCCUPANCY VEHICLE LANE

HOV is a special lane for commuters with more than one person per vehicle. It is used to promote carpooling. You can usually travel much faster during rush hour times in the HOV lane.

I-395: HOV-3 (3 people or more in one car) in effect on weekdays from 0600-0900 going north, going south from 1530-1800.

I-66: HOV-2 (2 or more people per car) 0530-0930 going east and 1500-1900 going west.

IMPORTING A CAR

Are you commuting from Canada or Mexico to your duty station? It is vitally important that you ensure you secure the adequate paperwork from Customs and Border Patrol when you cross the border. You will not be able to legally register your car in Virginia if you do not secure the necessary forms.

In order to receive the form, be sure to have a hard copy of your ITO on hand. An online version of the HS-7 form can be found here: https://www.nhtsa.gov/sites/nhtsa.dot.gov/files/hs7_r.v.7.pdf

All Canadian or Mexican IMS should ensure they receive a **hard copy** of the above form at CBP with the following box checked:

"The vehicle does not conform to all applicable Federal Motor Vehicle Safety, Bumper, and Theft Prevention Standards, but I am eligible to import it because all of the following conditions exist:

- a. I am a member of the armed forces of a foreign country on assignment in the United States; b. I am importing the vehicle on a temporary basis, and for my personal use; c. I will not sell the vehicle to any person in the United States, other than a person eligible to import a vehicle under this paragraph; d. I will export the vehicle upon departing the United States at the conclusion of my tour of duty; and e. I have attached a copy of my official orders. [591.5(h)(2)]"



FINDING HOUSING IN WASHINGTON, DC

TYPES OF HOUSING

Washington DC and its suburbs have many different types of housing available. There are thousands of Real Estate Agents in the area that all have access to the same computerized “Multiple Listing Service.” If you choose to work with a realtor you may be asked to sign an agreement to work exclusively with that agent, so make sure that you fulfill your contract.

Rent varies widely throughout the Metropolitan area depending on the property’s type, size, age, and proximity to the City. Most units come without furniture, and rent does not typically include utilities, so budget for these as well.

For safety reasons, you should be cautious of residing in certain areas of DC. Some areas have very high crime rates. This website can assist you: www.spotcrime.com/dc/washington

Efficiencies and Studios

One-room apartments, or studios, are usually 400-600 square feet and generally include a small sleeping alcove and a large closet or wardrobe. The bathroom will be small and the kitchen will be gallery-style or along the wall of the main room. Efficiencies are found in large high-rise buildings and rent varies based on location.

One-, Two-, and Three-bedroom Apartments

One and two bedroom apartments (with or without dens) are common in DC and the surrounding areas and are located in high- or mid-rise apartment buildings and complexes. Most of the buildings offer an outdoor swimming pool, fitness center, and sometimes tennis or racquetball courts and a sauna. Apartments usually have a combined living/dining area, open kitchen and 1½ to 2 bathrooms. Three bedroom apartments are less frequently available, but are not impossible to find. Rent varies widely upon location.

Townhouses and Single Family Homes

Townhouses are popular alternatives for people who need three bedrooms or who like more living space without having to take care of a large garden or yard. Townhouses share at least one wall with a neighboring unit.

Single family homes are stand-alone buildings and vary in size, but all have yards which makes them suitable choices for families with children. Leases on houses tend to be for a minimum of 12 months.

TLA-RECIPIENTS

Many of the previous International Fellows receiving TLA have worked with various corporate housing providers when finding housing in the Washington DC area. These companies can provide sufficient accommodations to meet the individual needs of each TLA Fellow and his/her family while remaining within the budgetary limit and guidelines stipulated by the US Government.

Most of these companies offer apartment “packages” throughout the Greater Washington DC area, and their staff is dedicated to providing a satisfactory living environment for everyone. A typical apartment will include the following amenities and services:

- Utilities (heat, electric, water, air conditioning)
- Furniture
- Television
- Local telephone service
- WiFi internet access
- Housewares (Dishes & Cookware)
- Linen (Sheets & Towels)
- Cable TV access

NON-TLA RECIPIENTS

The following sections are primarily intended to help this category find, furnish, maintain, and enjoy housing arrangements in the DC area. Fellows who do not receive TLA are free to choose the type of accommodation you prefer. The previous subsection, titled “Types of Housing,” provided a brief description of several options. If you are searching for a family home or townhouse you can work with a Realtor. Also, you may consult websites that specialize in apartment rental and leases such as www.craigslist.org and www.zillow.com. However, be aware that it is common to encounter scam artists and misleading or falsified listings on these websites.

There are many options available for those of you assigned to Fort McNair for an extended period. When selecting your preferred type of accommodation, remember to take into account the time necessary to commute to the University each day. The usual Washington DC rush-hour traffic is very heavy and lasts from 0600-0930, and 1530-1830.

Approximate times for traveling by car to/from Fort McNair:

Downtown DC:	10 minutes	McLean:	40 minutes+
Pentagon City:	15 minutes	Fairfax:	50 minutes +
Crystal City:	15 minutes	McLean:	40 minutes+
Georgetown/Dupont:	20 minutes	Springfield:	45 minutes+
Arlington:	20 minutes	Lorton:	55 minutes+
Alexandria:	25 minutes	Woodbridge:	55 minutes
Bethesda:	45 minutes+		

Please note that apartments and houses are usually rented unfurnished, and your rent does not generally include the cost of utilities. Please remember to budget for extra expenses, such as utilities (electricity, water, internet, cable TV, etc.), parking fees, and furniture rental.

Many Fellows seek assistance from their embassies in Washington for finding housing. ISMO has information about several companies that provide fully furnished apartments, so please ask if you need help.

UTILITIES (FOR NON-TLA RECIPIENTS)

Please note that the following pages pertaining to utilities, furniture, local telephone, and high-speed internet service do not apply to Fellows receiving TLA. These services are provided in the corporate leases.

Utility providers vary by location. Your provider is determined by the location of your apartment/house. Please ask the building manager or realtor about which companies service your particular location.

GAS

If your new home requires gas service to be turned on or off, then you need to call Washington Gas. If you smell gas or have an emergency involving natural gas, leave the area immediately, and call 911 and Washington Gas.

- Customer Service: (703) 750-1000
- Emergency Number: (703) 750-1400
- Information Website: www.washgas.com

ELECTRICITY

To turn your electricity on in Washington DC or Maryland call the Potomac Electric Power Company (PEPCO).

- Phone: (202) 833-7500
- Information Website: www.pepco.com

Northern Virginia should call Dominion Virginia Power. Please note that Virginia Power will require a deposit plus a \$15 connection fee. The deposit will appear on your first electricity bill.

- Phone: 1 (888) 667-3000
- Information Website: <http://preview.dom.com/dominion-virginia-power/index.jsp>

WATER

Water service is generally included in your rent.

- Phone: (202) 787-2000
- Website: www.dcwater.com

TRASH

Trash collection is managed by the building manager in most apartment buildings or condominiums. You should check with your management company for their trash removal policy.

If you live in a house, each jurisdiction handles trash collection differently. See the following contact numbers for your area.

Northern Virginia

- Alexandria.....(703) 745-4410
- Arlington.....(703) 228-6570
- Fairfax City.....(703) 385-7995

- Fairfax County.....(703) 802-3322
- AAA Trash.....(703) 818-8222

Maryland

- Montgomery County.....(240) 777-0311
- Prince George's County.....(301) 952-7630

Washington DC

- Dept. of Public Works.....(202) 673-6833

RECYCLING

Recycling is required by law in all commercial establishments including residential buildings with four or more apartments and schools/colleges. NDU Policy requires all paper, cardboard, glass, metals, and plastics to be recycled.

FURNISHING YOUR RESIDENCE (NON-TLA RECIPIENTS)

FURNITURE RENTAL

If you do not plan on paying for shipping your furniture home, or if you do not want to hassle with selling your furniture near the end of your stay, then we recommend renting furniture. Salespeople can help you customize your furniture to fit your budget and requirements. Most companies require a security deposit of first and last month's rent and a delivery fee of approximately \$75. Furniture rental companies also provide housewares packages, which include electronic equipment, kitchen utensils, small appliances, and linens.

Furniture Rental Stores:

- Court Furniture Rental: <http://www.cort.com>
- Aaron's: <http://www.aarons.com/>

Please note that both Aaron and CORT offer discounts to Military personnel. You should make sure to request all the available discounts when you negotiate your rental package.

FURNITURE PURCHASE

There are hundreds of furniture stores in the greater DC area. You might consider some of the following:

IKEA

This is a Swedish furniture superstore with an extensive inventory of furniture and house wares. There are two branches in the area, one at Potomac Mills in Woodbridge, VA and the other at College Park, MD. You may also want to visit www.ikea.com.

Marlo Furniture

Marlo has large showrooms of furniture for every room. For information see their website at www.marlofurniture.com. There are two branches in the area.

Pier 1 Imports

This is a chain of stores offering affordable imported items and accessories. For products and pricing, visit www.pier1.com.

Macy's

This is a chain store offering furniture, as well as bedding, and many more home needs. For more information, visit: <http://www.macys.com/>.

A wide selection of beds and mattresses are available at specialty bedding stores such as:

Mattress Discounters

Phone Number: (800) 289-2233
Website: www.mattressdiscounters.com

Mattress Warehouse

Phone Number: (800) 233-7253
Website: www.sleephappens.com

When buying any furniture item it is acceptable to ask for discounts or use coupons that you may find printed in newspapers or online.

Unless you wish to ship your purchased furniture and house wares to your home country, you will need to make arrangements to sell your furniture before you leave.

Items for your home (i.e. linens, small kitchen appliances, utensils, decorations, etc.) are available in all styles and for all budgets. There are almost constant sales in shops and department stores. There are also special offers and discount coupons in newspapers or online. Please ask if you would like specific advice on where to shop for a particular item.

RENTER'S INSURANCE

Renter's insurance is required for you to receive corporate housing. Even if you do not receive corporate housing, renter's insurance is highly recommended.

Renter's insurance covers your own personal property and any household goods that you bring with you or are given, such as your military uniforms, study material, etc. You will be covered against such perils as fire, theft, and vandalism.

You should also consider including liability for accidental damage and any medical payments you may have. This compensates you for any personal damages you may be obliged to pay due to an incident that occurs in your home or on your property. Renter's insurance can also help protect you in case of a liability lawsuit against you.

Non-TLA recipients should contact their landlord to establish whether he or she has included liability insurance in the rent of your home. Be aware that you may be responsible for worker who conduct repairs in your home during your tenancy.

There are many companies that offer renters insurance and you may wish to search the internet for quotes.

The Sunrise Group Website: www.sunriseworldwide.com Phone: (800) 478-7648	Geico Renter's Insurance Website: www.geico.com Phone: (800) 841-2964
Allstate Insurance Website: www.allstate.com Phone: (800) 255-7828	State Farm Insurance Company Website: www.statefarm.com Phone: (855) 733-7333
NetQuote Insurance Website: www.netquote.com Phone: (877)828-9793	MetLife Website: www.metlife.com Phone: 1-800-638-5433

If you have other insurance policies like car insurance and would like renters insurance from the same company, **you can combine these insurance policies and receive a discount.** (E.g. If you own a car and have car insurance with Geico, you can also get Renter's Insurance with Geico and the premium you pay should be less than if you got both policies from separate providers.)

CELL PHONES

There are many different options when considering cell phone plans. They vary based on the type of phone you have and what kind of features you would like with it. The more basic your phone plan, the less expensive it will be.

T-Mobile Phone: 703-418-0349 Website: http://www.t-mobile.com/ Address : 1100 South Hayes Street Suite Kg2 Arlington, VA 22202	AT&T Phone: (703) 414-3565 Website: http://www.att.com/ Address: 1100 South Hayes Street Space #W04b Arlington, VA 22202
Verizon Phone: (703) 415-1101 Website: http://www.verizonwireless.com/ Address: 1100 South Hayes Street Suite 3032 Arlington, VA 22202	Cricket Phone: (202) 683-6005 Website: http://www.mycricket.com/ Address: 4238 N Wilson Blvd Arlington, Virginia 22203

Additionally, stores such as Target, Walmart, and Best Buy supply a variety of different cell phone service providers and are good places to compare plans and rates.

Smartphone Apps

If you end up purchasing a smartphone, there are several useful apps that may help you navigate throughout the greater DC area. Listed below are some of the most popular apps:

- **Parkmobile:** <http://us.parkmobile.com/> - Used to assist with parking
- **DC Rider:** Useful for navigating throughout the DC Metro
- **DC Metro and Bus:** <http://dcmetroapp.com> Useful for navigating DC metro and buses
- **Taxi Magic:** <http://taximagic.com/> - Used to find taxis in DC
- **Yelp:** <http://www.yelp.com/> - Allows you to search for different services in the greater DC area and read/write reviews on establishments
- **Urbanspoon:** <http://www.urbanspoon.com/> - Allows you to search for different eateries in the greater DC area and read/write reviews on establishments

FREQUENTLY ASKED QUESTIONS

MOBILE PHONE CONTRACTS

Do most mobile telephone companies require that you sign a long-term contract? YES. Many mobile telephone company providers will request that you sign a service agreement—the term for which is an *average of one to two years*. Such contracts are common, and there are significant penalties for early termination/cancellation.

Do any US providers offer short-term options/agreements? YES. You can also purchase pay-as-you-go plans, but the cost-per-minute rates and other fees—including initial telephone purchase—ordinarily make such plans more expensive than longer-term contracts. There are many mobile (cellular) telephone companies in the area, and rate plans and services vary significantly depending on the company. We strongly suggest that you speak with your sponsor and colleagues and conduct research on the Internet—and also in person by visiting different providers since some companies do not advertise all available plans and options on the Internet.

The customer service representative informed me that if I receive a ‘military transfer’ outside the United States, I will not have to pay the early-termination penalty. Is this accurate? NO, not likely as they have presumed you are a member of the US military. Unless your contract expressly states that you—as international military—can terminate the contract early, you will likely have to pay the early termination fee as a significant penalty (usually \$175 or more per line) for early cancellation of the contract.

Do I need a special international calling plan for my mobile telephone? YES. In fact, most companies require that you pay a small monthly fee for international access. Ensure you clearly understand the rates and fees, as they are significant when calling from the United States and can exceed \$1.00 per minute.

DOCUMENTATION REQUIREMENTS

Do I have to also show my passport? YES, they will likely request to see your passport and make copies of the biographic page, your “A” visa and your Form I-94.

Do I have to have—or provide—my social security number (SSN) to obtain a mobile telephone? MAYBE, if they request it. With some companies, such as Verizon, it is possible to obtain a phone line (land or mobile) without a deposit or credit history. This plan must be pre-paid. Some other companies may require your SSN to establish a contract. If you do not yet have your FIN (standing in as a SSN), explain the situation, and they may allow you to sign the contract and may simply increase the amount of the deposit. Additional information regarding Social Security Numbers (SSN) can be found later in this Guide. If you choose a pay-as-you-go plan, a SSN should not ordinarily be required.


Why do they want my SSN? Most private businesses request your SSN so they can check your "credit score" and so they can report late payments or contractual defaults.

They won't accept my FIN – what now? You will need to go to the Social Security Administration and request a noneligibility letter in person. The SSA will issue a document confirming that your status in the US precludes you from securing a SSN. You will present this to the provider.

DEPOSITS AND DISCOUNTS

Do all mobile telephone providers require a deposit? YES, most require a significant deposit (several hundred dollars per line in some cases) on the mobile (cellular) telephone unless you have previously established 'good credit'.

Is it accurate that some mobile telephone companies offer discounts for military? YES, however these (on average 15%-20%) discounts are offered as a courtesy to US active- duty military members and are 100% voluntary on the part of the telephone service provider. Although these companies may extend the discount to international military members upon presentation of the US Department of Defense identification card, they are not required to do so.



COMPUTERS

You will **not** be issued a computer to use throughout your degree program with NDU. National Defense University is a “Bring Your Own Device” (BYOD) environment in which all students, both American and international, are asked to provide their own technology hardware and software for use during the academic year.

COMPUTER STORES NEAR CRYSTAL CITY

APPLE STORE

1100 S Hayes St
Arlington, VA
703-236-1550

RADIOSHACK

1100 S Hayes St
Arlington, VA
703-415-5960

BEST BUY

1201 S Hayes St
Arlington, VA
703-414-7090

RADIOSHACK

1651 Crystal Square Arcade
Arlington, VA
703-413-0529

COSTCO

1200 S Fern St
Arlington, VA
703-413-2324

STAPLES

3301 Jefferson Davis Highway
Alexandria, VA
703-836-9485



IT NETWORK & ACCOUNTS

NDU provides a diverse set of Information Technology (IT) platforms to deliver academic materials and access to specialty research materials. Access is mediated with the provision of a few accounts. Specifically, all students receive a Blackboard Learning Management System (Blackboard) account for traditional academic pursuits. Some programs provide a Microsoft 360 account for communication, cloud storage, and sharing. NDU's Information Technology Directorate (ITD) supports students, faculty, and staff in their use of these and other systems. The following are instructions on how to request account access.

REQUESTING AN NDU NETWORK ACCOUNT

NDU provides you with access to the Internet, wireless networks, curricula, and research tools -all via DoD owned, managed, or compliant information systems. These IT tools will all be critical to your success at NDU. Access is predicated on student compliance with DoD Information Assurance (IA) regulations and requirements. No student will receive access to any NDU system until they have accurately and fully completed these IA requirements. You will be sent a registration email for Joint Knowledge Online (JKO) that will allow you to complete Cyber Awareness Training to satisfy IA regulations.

Once you receive your JKO username and password, you will log into JKO with your username and password and complete the following training:

DOD-US1364-20

Department of Defense (DoD) Cyber Awareness Challenge 2020 (1hr)

**PLEASE make sure you have the correct course code. Otherwise you may end up taking the wrong class.
We don't want you to waste your valuable time!**

In order to complete the required NDU SAAR 2875, you have to complete the DoD Cyber Awareness Challenge first. All incoming IFs must complete these IT requirements before reporting at NDU. We encourage you to complete them sooner if you are able.

Step by step instructions and 2875 SAAR form can be found here: <http://www.ndu.edu/Students/IA-Compliance/International-Students/>

NDU DATA USAGE GUIDANCE

NDU's Memorandum on Data Usage (13 April 2018) and its references provide specific guidance for all NDU faculty, staff, personnel and students who use any NDU information technology resource for processing, storing, displaying, communicating or researching.

1. Cloud Storage NDU systems include any application, mobile or browser based, that is hosted by a third party through the Internet and outside the NDU and DoD network boundaries. Applications such as Blackboard and Microsoft Office365 are examples of cloud systems. The following data are PROHIBITED IN CLOUD STORAGE SYSTEMS:

- a. Personally Identifiable Information (PII) Exceptions: Per DoD CIO instruction: faculty, staff and student work email, work phone numbers and other Government or Corporate data are not considered PII and are allowable.
- b. Controlled Unclassified Information (CUI).
- c. Any data not directly related to programs and functions supporting the approved NDU mission statement.
- d. Personal data.
- e. Data not directly related to academic instructional or research programs provided at NDU.
- f. Any course content that is not Section 508 compliant.
- g. Data files that exceed 10 MB.

2. On-premises NDU systems include all applications and data storage that reside inside the NDU networks. Examples include Microsoft Office (desktop versions) and university-shared drives for file storage. The following data are PROHIBITED IN ON-PREMISES SYSTEMS:

- a. Personally Identifiable Information (PII) and other Controlled Unclassified Information (CUI) that are not encrypted and stored in accordance with the NDU Governance and Privacy Program Policy and Procedures and other DoD guidance. Exceptions: Per DoD CIO instruction, faculty, staff and student work email, work phone numbers and other Government or Corporate data are not considered PII and are allowable.
- b. Any data not directly related to instructional or research programs and functions supporting the approved NDU mission statement.
- c. Personal data.
- d. Any course content that is not Section 508 compliant.
- e. Data files that exceed 10 MB.

3. All data currently stored in any NDU systems that are in violation of DoD and NDU data policy shall be electronically deleted from the system by the owner.

- a. Account holders are ultimately responsible to manage their own data and should periodically perform a self-check and immediately purge any data not compliant with the guidelines.
- b. If any NDU account holder is in receipt of data prohibited by NDU policies, the receiving user is responsible for removing the information from the NDU environment and notifying the sender to cease transmitting.
- c. ITD will periodically review NDU systems for well-known non-compliance issues and an ITD POC will provide notification to individuals who are not compliant within three (3) working days.
- d. If any identified data compliance issue is a "false positive," meaning that an automated tool or manual review has identified a file as being non-compliant when in fact it is compliant, the user must provide explanation to the ITD POC that contacted them within three (3) days of the notification as verified by email receipt.

MINIMUM COMPUTING REQUIREMENTS FOR STUDENT DEVICES

All NDU students are required to have a personal computing device AND Internet access outside of school, as well as an external chip-reader. Personal computing devices include PC laptops/desktops and/or Mac laptops/desktops. All personal computing devices must have a functioning, modern web browser, the ability to run web-based applications, and up-to-date antivirus protection. Personal computing devices and operating systems recommended by NDU include:

- PC with Windows 10
- Mac with OS X (High Sierra)

The use of Government Furnished Equipment (GFE) from any agency outside NDU is strongly discouraged, as these devices often experience compatibility issues on the NDU network that cannot be resolved.

Although handheld mobile devices, such as smartphones and tablets, are permissible in the NDU Bring Your Own Device (BYOD) environment, they are not adequate to complete the coursework required by most NDU programs. Students who participate in the BYOD program must keep their devices updated in order to connect to NDU's Academic Wireless network.

There are a limited number of workstations with print capability and Internet access in the NDU Libraries and within the colleges. Students are encouraged to embrace the paperless environment NDU provides through our connected curriculum.

IT SERVICES PROVIDED BY NDU

Visit ITD Support located in the Marshall Hall Library, or contact ITD by phone at 202-685-3824. NDU's Information Technology Directorate (ITD) provides the following services:

- On-campus wireless network access to the Internet
- On-campus printer access via the wireless network
- Technical support for connecting mobile devices to the wireless network/printers

Students receive Blackboard Learning Management System accounts as well as a web-based email account with cloud-based storage for use during their course of study at NDU.

INTERNET SECURITY

DoD provides a one-year McAfee Internet Security subscription to use on your personal device. Access instructions to download here: [Storefront - Antivirus Home Use \(disa.mil\)](#)

BANKING



BANK ACCOUNTS

All IFs will need a U.S. bank account to process their per diem for Field Studies. Both PNC Bank and Bank of America are familiar with the requirements of the International Fellows and provide a free checking accounts, free ATM card usage, free checks, and free online banking with automatic deposit. They also offer other services for a small fee: credit cards, money market safety deposit boxes, accounts, international money transfers, banking by mail, etc. You are not required to open an account with PNC nor Bank of America.

To open an account, you will need to provide the following documents:

- Passport ID page (photo and information)
- Visa
- ITO

If you wish to include your spouse in a joint bank account, you must provide copies of his/her passport and visa. For information on account opening from other banks, call the local branch.

PNC Bank

Phone: 1 (888) 762-2265

Website: www.pncbank.com

Bank of America

Phone: 1 (800) 432-1000

Website: www.bankofamerica.com

AUTOMATED TELLER MACHINE (ATM)

These are machines located throughout the city that allow you to withdraw cash from your bank account. To withdraw cash, insert your bank card and then enter your Personal Identification Number (PIN) using the keypad. To avoid theft and injury, do not share your PIN with others, and do not withdraw large sums of cash. There may be an extra charge if you use an ATM that is not owned by your bank. You may also use these machines to make deposits into your bank account (cash or checks).

FREQUENTLY ASKED BANKING QUESTIONS

DEBIT CARDS VS CREDIT CARDS

Is a debit card the same as a check? YES (essentially). The amounts charged on a debit card are immediately deducted from the balance remaining in your checking account and allows you to make purchases as well as withdraw cash from an ATM. Using a debit card in the United States is equivalent to writing personal checks, but as stated above, some smaller businesses, landlords and property management companies are not equipped to accept debit cards instead of a personal check. You will want to obtain detailed information from the bank representative when opening your accounts regarding fees that may be charged when using your debit card (fees can be \$0.75 per transaction, or more).

How does a debit card differ from a credit card? Use of a credit card in the United States is equivalent to buying a product or good "on credit." Purchases are charged to the credit card account and will be

itemized on a monthly credit card statement. American banks and businesses do not accept credit ratings established in European countries and Canada; therefore, obtaining a credit card in the United States may not necessarily be as easy as you might anticipate (dependent upon the financial institution that you chose). As stated previously, most financial institutions require that your account be open at least 30 days before applying for a credit card.

Do I need a credit card from a US company? Not necessarily. Many staff members maintain a credit card from their home country for international travel and emergency use. You will want to be aware of international/ foreign transaction fees and other fees that your credit card company may charge for US transactions. Most banks will not open credit card accounts for temporary residents.

What is the average fee for the use of automatic teller machines (ATMs/cash point machines) using credit or debit cards? The amount of the fee depends upon whether the financial institution that has issued your card has a relationship with the “owner” of the ATM (fees vary from \$.75 to \$3.00 and greater). Withdrawing money from your account at an ATM at a branch office of the financial institution where you maintain an account does not ordinarily result in a fee. Withdrawing funds from your foreign bank account through an ATM—if permitted—may result in higher fees. Most, but not all, ATMs will inform of the transaction fee during the withdrawal process, prior to your final approval of the transaction. You should be aware that most ‘portable’ ATM machines (small ATMs, normally those found in restaurants, convenience stores, and hotels) charge fees greater than those positioned at banks and shopping malls, as the financial institutions usually pay to have the ATM located in that business.

EXCHANGING MONEY, WIRE TRANSFERS, & CARRYING CASH

How can I exchange my national currency into dollars in the United States? There are limited ways in which you can exchange money in the United States, either at the airport or through the bank where you hold an account. Most US banks do not have designated foreign exchange counters/desks. Ordinarily, the foreign currency would be collected from you and US dollars would be ordered for you to collect at the bank; this process can take up to 2 weeks.

You can deposit/pay a check from your national bank into your US bank account, although the bank may place a hold on the check for 6-8 weeks to verify the foreign bank information before releasing the funds to your account.

Is there a limit on the monetary amount of a wire transfer? NO (ordinarily). There is no US law that limits the amount of the transfer. However, you will want to consult a representative of the financial institution where you have established, or intend to establish, your accounts and ask if they have a limit on the amount of the transfer, and if they have a limit on the number of transfers within a given period. You should also inquire about wire transfer fees, current exchange rates, etc. so you can do a fair comparison if you are considering more than one financial institution.

Is there a limit on the amount of cash or monetary instruments (checks, traveler’s checks, money orders, and the like) that I can carry on my person when entering the United States? YES. Although US Customs and Border Protection Services officials do not collect duty on currency, travelers entering (or leaving) the United

States who are carrying “monetary instruments” valued at \$10,000 or more are required to report/declare. The Financial Crimes Enforcement Network (FinCEN), US Department of Treasury (<http://www.fincen.gov>), is responsible for the collection of information and enforcement. FinCEN Form 105 “Report of International Transportation of Currency or Monetary Instruments” is completed in accordance with US Federal regulations (Title 31 Code of Federal Regulations Section 103). The form can be downloaded and completed in advance at https://www.fincen.gov/sites/default/files/shared/fin105_cmir.pdf or obtained from a US Customs official upon your entry. Failure to declare currency being hand-carried to the United States in amounts over \$10,000 can result in its seizure.

ESTABLISHING CREDIT & CREDIT SCORES

What are “credit scores” or credit? Credit scores (or FICO score, explained in the following question) evaluate a borrower’s credit history using various factors including late payments, amount of time credit has been established, amount of credit used versus the amount of credit available (i.e., you have an average balance owing of \$3,000 with a credit limit of \$15,000), employment history, length of time at present home, negative credit information such as failure to pay debts, bankruptcy, etc. A Social Security number is required for this.

What is FICO? A credit score (explained above) is also known as a FICO score (FICO was developed by and is an acronym for “Fair Isaac & Co.”). The FICO score is an estimate of the likelihood that you will repay your loan, which directly affects loan approval, the interest rate, and the loan terms. If you do not pay your obligations on time or have defaulted on loans or accounts, your FICO score will be negatively affected. The following things can negatively affect your credit score: not paying your bills when due, applying for credit often (a large number of inquiries on your credit report is looked at negatively as it appears that you cannot obtain credit), carrying high balances or using your credit cards to their limit.

I have heard that I have no credit history in the United States. This is likely true. One of the most frustrating issues that many international staff members and their spouses encounter is the lack of or insufficient “credit history” or “score” in the United States.

Is “lack of credit” a problem? Yes, it can be. The main problem for International Fellows is not bad credit, but lack of credit. Although it may seem unfair, it is legal for insurance companies to review your credit report, which may affect your insurance premiums (including for automobile, homeowners, and renters insurance).

How do I build “credit”? The US system is structured so that an individual begins building their credit history as soon as they begin borrowing money from or opening accounts with institutions that report those transactions to the four major credit reporting agencies—Equifax, TransUnion, Experian and Innovis.

Who reports credit? There are four major credit reporting agencies in the United States: Equifax (<http://www.equifax.com>), TransUnion (<http://www.tuc.com>), Experian (<http://www.experian.com>) and Innovis (<http://www.innovis.com>). You can obtain a copy of your credit report from any or all of these agencies for a fee. These major credit bureaus are required to provide, upon request, one free credit report per year by calling toll-free to 1-877- 322-8228 or by requesting it on-line at

<http://www.annualcreditreport.com> (you can also request it by mail by consulting the instructions on the aforementioned web site). You can obtain a credit report from all four companies simultaneously, or request a report every three months from a different agency.

Can I really obtain a free credit report? You can obtain a “free credit report,” but be advised they do not include your FICO score. It is a way of ensuring that no one is attempting to obtain credit using your name and social security number.



SUPPORT FOR SPOUSES

National Defense University recognizes that while you are busy with your coursework, it is important to ensure that your spouse is being supported. For this reason, ISMO has created several programs that empower spouses to experience American culture, develop their English skills, and build lasting relationships with other spouses and members of the NDU community.

Please note that all dates are tentative and subject to change.

Arlington County Police and Arlington Country Public Schools Briefing

Spouses are welcome and encouraged to attend these information briefings with the IFs. The Arlington County Police will cover safety regulations that are important for all families, including seatbelt and car seat regulations. Arlington County Public Schools will cover information about the public school system and will explain how to register your dependents for school if you have not already done so.

Spouses Orientation

A full day orientation in which the ISMO communicates helpful and important information to help spouses adjust to and enjoy their year in the DC area. This includes information and background on NDU, advice about the DC area, and ESOL opportunities.

Sponsor Welcome Reception

At this casual reception families will be able to meet their sponsors and mingle with others in the community. The event provides the chance to eat great food made by the sponsors, meet other families in the program, and begin developing a friendship with your sponsor. ***This event may be downsized to accommodate phased re-opening as a result of COVID-19.***

Washington DC Tour

Spouses and dependents are welcome to accompany the International Fellows on a tour of DC. This is a great opportunity to become familiar with the area in which you will be living and visit some of the greatest cultural landmarks in the U.S. ***See FSP explanation – contingent on local COVID-19 conditions.***

Arlington REEP

The Arlington Education and Employment Program ('REEP') provides English instruction to adults over the course of 12-week sessions. These sessions have many start dates and vary in price and language level. They offer ESOL courses for native speakers of Amharic, Chinese, Arabic, Russian, French, Spanish, and Mongolian.

New Neighbors ELL

New Neighbors provides a semester long course (can re-enroll for Spring semester) offering ten different levels of English-learning classes for adults. Students can pay an additional fee to have childcare for their 0-4 year olds provided. Spouses can apply at <https://campagnacenter.schoolforms.org/newneighborsell>. More information will be provided at Spouses Orientation (see above).

Spouses International Cultural Exchange (SpICE)

Every Friday, starting in September

This volunteer-run program helps foster relationships between spouses and allows its participants to learn from other international spouses at NDU. Some activities include visiting museums in DC, country

presentations, celebrating holidays, and attending local events. The SpICE coordinator is Ms. Corrine Shoen. Spouses are welcome and encouraged to join the SpICE Facebook Group: SpICE 2019-20.

Spouses Elective

The “National Security Studies Overview” course at the National War College is open to all spouses.

Field Studies Program (FSP) – Family/Spouses

ISMO usually coordinates one FSP trip for IFs + families and one FSP trip for IFs + spouses. Per regulation, ISMO is only allowed to pay for IFs, and therefore spouses and families will have to cover their own costs. They are welcome to accompany the IFs on social events and city tours. ***All FSPs are currently postponed or indefinite due to local COVID-19 conditions.***

DAY CARE OPTIONS FOR YOUNGER CHILDREN

Childcare and daycare in the United States is not subsidized, and therefore tends to be quite expensive. Particularly in the DC area, full time care for children who are not yet old enough to be enrolled in school can be financially unrealistic. Often facilities in Arlington and the surrounding areas charge on a case-by-case basis, but most local businesses are approximately \$2000/month for five days/week daycare. If you would like to pursue this option, some options in the area include:

Little Beginnings Child Development Center	703-527-9270
Busy Bee Child Care & Educational Center	703-920-8633
Aleya’s In-Home Day Care	703-979-9442
Sparkles! Child Care Centers	571-312-1052

For those who would prefer not to pay for a daycare program, there are a few other options that can make your jobs as parents easier. The most popular option is for spouses to work together and take turns looking over the children. This system enables groups of parents to strategically use their time and resources to ensure their children are receiving great attention, while also being able to take some time off. Another suggestion is to have a parent or other family member visit for a period of time to assist with the childcare. This would give the family member the opportunity to visit and experience a great city while also contributing to the children’s support.



GENERAL CONSUMER INFORMATION

TIPPING

What is a tip? Leaving tips for services is quite common in the United States. In fact, in most instances, the individual providing the service expects them.

Why should I tip? An individual who ordinarily receives tips is working in an occupation for which the wage is lower than the US Federal Government's mandated minimum wage of \$7.25 per hour. In restaurants, an employer, in most US states including Virginia, is only required to pay a restaurant server \$2.13 per hour in direct wages provided that the individual receives tips which when combined with their wage equals that of minimum wage (\$7.25 per hour). The amount of tip is usually determined by the type and level of service provided.

What is the recommended tip for wait staff in a restaurant? When you find a waiter or waitresses service to be exceptional, 25% is an appropriate tip. In some instances, the gratuity (or tip) is included in the bill; this occurs most frequently with large groups and should be posted in the restaurant, referenced on the menu, or you will be informed at the time of reservation or at seating. You are expected to leave a minimum of 15% of the 'pre-tax' amount, although many customers leave 20%, especially if you frequently visit the restaurant or if it is a more expensive establishment. When dining with a large group (6 or 8 or more in your party) the gratuity (usually 15-18% of the pre-tax amount) is ordinarily included with the bill, although you can leave an additional tip if you wish.

A wine steward, or sommelier, will expect a tip of 10% of the wine portion of the bill; for cocktails, most customers tip a minimum of \$1 per drink for more expensive cocktails; \$1-2 per round of beer. For small invoices or 'tabs', it is considered in bad taste to leave less than \$1 per person at the table, even if you have only had coffee or soda (if you are at the table for more than one hour, you would ordinarily be expected to leave more).

How much is the recommended tip for other services? Hairdressers, manicurists, masseur/masseuse, and similar service providers ordinarily expect to be tipped approximately 15% of the bill. Taxi drivers expect 10-15% of the fare, with 15% more common in larger cities. When valet parking, it is suggested that you tip \$1-5 (the value of the car factors into the amount of tip!) when you drop the car and again when you retrieve it.

Bellmen (luggage carriers) expect \$1-5 per bag (proportionate to the hotel's rating- 1-5 star). Hotel maids and housekeeping staff ordinarily expect a tip of approximately \$2-3 per night in an average hotel, with \$3-5 per night in a luxury hotel or resort. It is suggested that you tip daily rather than at the end of your visit as you may have a different maid each day. Leave your tip in an obvious place such as on or near the television, on your pillow or on the bathroom counter.

If I do not want to leave a tip because the service was bad, what should I do? If you receive bad service, you should speak to the manager rather than leave a bad tip, as the assumption will be that you are a poor tipper- an unpleasant quality for Americans.

ONLINE SHOPPING AND TELEMARKETING

I enjoy shopping online, is this safe to do? The convenience of shopping online and availability of goods offer an attractive alternative to shopping in a traditional store. However, you should ensure that the company or the individual with whom you are dealing is legitimate and actually has the goods or services as advertised. This is often difficult but if the deal seems too good to be true, or if you have a sense that something is “not quite right,” you are likely correct. You should try to determine whether the company is legitimate by asking such questions as: what kind of business is it, what does it sell, where is it located, how can you contact the business, is the product or service being offered clearly described, restrictions or limitations on the sale, warranty/guarantee, safe payment options, estimated delivery date, etc.

I keep receiving telemarketer calls and unwanted mail (“Junk Mail”). Is this normal, and how do they know my information? In the United States, it is common, and legal, for companies providing consumer services to ‘sell’ your name and address to other companies, unless you have advised in writing that you do not wish for them to do so (companies are required to send disclosure forms, but your response is only required when you do not wish for them to sell your information. Many of us do not read such pamphlets as they appear to be ‘junk mail’). In addition, companies obtain your name, address and telephone number from Internet searches or from the electronic telephone listings (if your number is published). You can pay a fee to your local telephone carrier to have your number unpublished; however, please be aware that no one will be able to obtain your telephone number through directory assistance (i.e., the telephone operator). Therefore, it is likely that you will receive telephone calls from telemarketers (companies trying to sell goods or services).

Can I do anything to prevent these calls? You can avoid the majority of such calls by registering your home and mobile telephone numbers on the National Do Not Call Registry at <https://www.donotcall.gov/> or by calling +1 888 382 1222. You can also write to Direct Marketing Association, P.O. Box 9014, Farmingdale, NY 11735. If you have a smartphone, you can also download a (free) application that allows you to block calls and text messages from telemarketing companies.

Can I do anything to prevent these mailings? YES. Any unwanted or junk mail can be reduced by sending a letter to Direct Marketing Association, P.O. Box 9008, Farmingdale, NY 11735, informing them that you do not wish to receive junk mail.

I keep receiving credit card offers. What should I do to prevent this? Many people receive credit card offers in the mail which ordinarily contain a pre-approved application for a new credit card. Pursuant to US Federal law (“The Fair Credit Reporting Act”), the four major credit reporting bureaus are required to maintain an “opt-out list” of consumers who do not wish to receive pre-approved or pre-screened offers. You can add your name to the list by visiting <http://www.optoutprescreen.com>, or by calling 1 888 OPT OUT. Your name will then be on the list for a period of five years.

How can I better protect myself and my family from fraudulent activity? Use common sense and be aware; if your suspicion is aroused, you should look at the issue more in-depth. If something seems too good to be true, it probably is. In many instances, simply by conducting an Internet search, you will confirm your suspicions. If you do not find anything on the Internet, but are still concerned, please contact ISMO.

Don't become a victim of cyber fraud!

- Do not respond to unsolicited (spam) email.
- Do not click on links contained within an unsolicited email.
- Be cautious of emails claiming to contain pictures in *attached files, as the files may contain viruses*. Only open attachments from known senders.
- Always compare the link in the email with the link to which you are directed and determine if they match and will lead you to a legitimate site.
- Log on directly onto the official website for the business identified in the email, instead of 'linking' to it from an unsolicited email.
- Contact the actual business that supposedly sent the email to verify if the email is genuine.
- If you are asked to act quickly, or there is an emergency, it may be a scam. Fraudsters create a sense of urgency to get you to act quickly.
- Before entering any credit card information on any site make sure the site is secure. If the site's web address begins with "https://" it is secure. If the site only begins with "http://" then the site is not secure, and your credit card information can be stolen from this site.
- Turn off your phone/computer/tablet Bluetooth and Wi-Fi whenever it is not in use and try to avoid (when possible) using Wi-Fi in public places; when your Bluetooth and Wi-Fi are on unnecessarily, people can use these portals to access information on your device.

To receive the latest information about cyber scams, consult the FBI website (<http://www.fbi.gov>) and sign up for email alerts by clicking the envelope icon on the right side of the navigation bar.

Where can I find additional information? The US Federal Trade Commission (FTC) (<http://www.ftc.gov>), the US Federal Communications Commission (<http://www.fcc.gov>), and the Federal Citizen Information Center (FCIC) (<http://www.pueblo.gsa.gov>) are all excellent Government consumer resources offering 'fact sheets' and booklets on a variety of topics. The Federal Citizen Information Center (FCIC) maintains a Consumer Action website (<http://www.consumeraction.gov/viewpdf.shtml>) which contains very helpful information on common consumer issues including contact information for Federal, State and corporate consumer agencies and organizations, Trade Associations, State Better Business Bureaus, etc. Additionally the Consumer Action Handbook also contains consumer tips on topics from buying a car, credit reports, renting/leasing a home, automobile insurance, identity theft, and many other topics.

IDENTITY THEFT & SCAMS

Scams are regrettably common throughout the world. Like any country, the United States has its share of scams or fraudulent activities—varying in nature and frequency. Related specifically to banking, however, is a scam known as “phishing”. “Phishing” is a scam, usually by e-mail or ‘pop-up’ messages, and it is one of the most common scams in the US. The message may ask you to ‘update’, ‘validate’ or ‘confirm’ your account information or risk facing consequences— these messages exist simply to trick you into divulging your personal information. Phishing is also common by telephone and regular postal service, in which you are requested to provide personal information such as bank account numbers, social security numbers, passwords, etc., which is then used to steal your money, or identity.

HOW TO PROTECT YOUR IDENTITY & YOUR ACCOUNTS

There are a wealth of tips and information available on the Internet regarding how to protect against identity theft, including on the website of the US Federal Trade Commission, which you can find here: <http://www.ftc.gov/bcp/edu/microsites/idtheft/>. Most financial institutions provide information on ‘phishing’ to its customers upon opening an account; however, here are a few tips:

- Never link to your financial institution’s web site through e-mail—always type the name of your bank’s online service. Once you connect to your bank’s online service, ensure that the web address is “https” and not simply “http”, as the “s” in “https” ensures you are on a ‘secure’ web site.
- Never supply personal account information by e-mail (financial institutions, including credit card companies, never request your personal account information or personal identification number, or PIN, by e-mail).
- In many instances, the correspondence includes the logo (or symbol) of the financial institution, or “verified by Visa®”, for example—this does not confirm the authenticity.
- Review your account statements regularly to ensure you have conducted and authorized all transactions.
- Protect your social security number (SSN) (if one has been issued to you) and credit card numbers.
- Review your bank account and credit card statements upon receipt.
- Protect your passwords.
- Use anti-virus software.
- If you receive ‘spam’ e-mail ‘phishing’ for information, forward it to the webmaster of your financial institution—do NOT respond to the sender.

SCAMS

What scams should I be aware of regarding money orders, certified checks and wiring of funds? When purchasing or selling goods, you should only send or accept the exact amount of money required by the transaction. For example: If you are selling a car for \$5,000, you should only accept certified funds for

\$5,000, the exact amount of the transaction, and then ensure (through the financial institution with whom you deal) that the funds have 'cleared' your account prior to delivering or shipping the item.

Can you provide an example of a scam? A 'scam' could involve a buyer sending the seller more money than the transaction requires (in this example, say, \$6,500), and then requesting that the seller wires the remainder of the funds (\$1,500) to a shipping, transport, or similar company so that the buyer can have the item shipped to him. However, although the method of payment (money order or certified check) appears to be valid on its face, in fact, it is not valid and the buyer loses \$1,500 in this example.

Is there any recourse against these scams? No, not in practical terms. There is essentially no viable recourse as it normally involves the use of multiple names, addresses in other countries, untraceable or blocked telephone numbers, and other methods of covering the scammer's tracks.

Can I complain if I am inadvertently involved in a scam? Consumers can file a complaint online with the FTC (<http://www.ftc.gov>) or with the Internet Crime Complaint Center (<http://www.ic3.gov>); however, the likelihood of recovering your money or item once shipped is slight.

Is identity theft a big problem? The US Government answer to identity theft is "Deter, Detect, and Defend." Although you may be cautious and protective of your personal information and documents, identity theft does occur.

What should I do to avoid my identity being stolen? You should ensure that you shred items containing personal information (credit card/bank statements, personal checks/check (new/old/cancelled), tax information, applications from credit card companies pre-printed with your name and address, etc.) prior to placing in the trash. Additionally, you can take extra precautions by purchasing a RFID-blocking wallet or sleeve to keep your credit cards in to avoid "electronic pickpocketing".

I suspect that I am victim of identity theft, what should I do? If you suspect you are or have been a victim of identity theft, you should immediately call ISMO. ISMO will help you contact the Fraud Units of the four major credit bureaus—Experian, Equifax, TransUnion and Innovis, and request that they "flag your account with a fraud victim alert," request to file an "impact statement", and request a copy of your credit report and review carefully.

HOW TO WRITE A CHECK

Jane Doe
123 Main St
Anywhere US 10111

Date 07/01/2018

PAY TO THE ORDER OF ACME Grocery Shop

\$ 8.15

EIGHT AND 15/100 DOLLARS

Your Bank
456 Main St
Anywhere US 10111

MEMO Lunch w/Friends

Jane Doe

① ② ③ ④ ⑤ ⑥

① ② ③ ④ ⑤ ⑥

1. Write the current date. American notation is “MONTH/DAY/YEAR”.
2. Write the name of the recipient of the check next to “PAY TO THE ORDER OF”. For ISMO fees, you should write “International Fellows Program” on this first line.
3. Write the amount in numeric form in this box.
4. On this line, write the amount in words. For instance, “\$125.00” becomes “One hundred twenty five dollars and 00/100” and “\$8.15” becomes “Eight dollars and 15/100”. This is done to avoid fraud. If this amount is different than the numeric amount in the box, then the amount you wrote with words will legally be the amount of the check.
5. Sign here.
6. This space is for an optional memo if you’d like a reminder about why you wrote the check. This will not affect how banks process the check.

SHOPPING

Note: Sales taxes vary by state: Tax is calculated as a percentage of that price.

- Virginia 4.3-7% (dependent on city)
- Maryland 6%
- Washington DC 6%

FOOD

There are several chains of supermarkets that you may find more convenient than the Military Commissary. Some of the larger chains are Giant, Safeway, Harris Teeter, and Whole Foods. Most supermarkets encourage

customer loyalty by providing a free membership card that will give you minor discount rates. Additionally, Costco is a members-only (\$50 per family annual membership) warehouse for bulk food, electronics, housewares, etc.

International Food Stores

New Grand Mart

6255 Little River Turnpike
Alexandria, VA 22312
(703) 941-1177

DC Farmers Market (also called Florida Market)

Florida Avenue btwn 2nd and 6th Sts, NE
Washington, DC

Cost Plus World Market - Arlington

1301 South Joyce Street
Arlington, VA 22202
(703) 415-7575

Cost Plus World Market – DC

5335 Wisconsin Ave NW, Metro Level
DC 20015
(202) 244-8720

Euro Foods

5900 N. Kings Highway
Alexandria, VA 22303
(703) 317-9133

Amity Halal Meat & Grocery

10372 Lee Highway
Fairfax, VA 22030
(703) 591-2900

Atila's Turkish Grocery

2705 Columbia Pike
Arlington Virginia 22204
(703) 920-4900

Sangeet Alexandria Halal Meat & Groceries

5245 Duke Street,
Alexandria, VA 22304
(703) 751-7774

Halalco Supermarket

5918 Leesburg Pike
Bailey's Crossroads, VA 22041
(703) 532-3202

A-One Groceries

2919 Arlington Drive
Alexandria, VA 22306
(703) 768-0222

India A-1 Grocery

4815 Lee Highway
Arlington, VA 22207
(703) 841-9626

Al Amanah Market

3811 South George Mason Drive
Falls Church, VA 22041
(703) 379-5539

Jerusalem Restaurant and Catering

3405 Payne Street
Falls Church, VA 22041
Build America Plaza (703) 379-4200

Kabob Palace

2315 South Eads Street
Arlington, VA 22202
(703) 486-3535

Mediterranean Bakery Inc.

352 South Pickett Street
Alexandria, VA 22304
Trade Center Shopping Center (703) 751-0030

GW Supermarket

2982 Gallows Road
Falls Church, VA 22042
(703) 208-3320

Bangla Bazar
5149 Lee Highway
Arlington, VA 22207
(703) 241-7040/41

H Mart Asian Goods
Various locations
www.hmart.com

Russian Gourmet
907 Slaters Lane
Alexandria, VA 22314
(703) 299-4627

The Kielbasa Factory
1073 Rockville Pike
Rockville, MD 20852
(240) 453-9090

MALLS

The majority of shops in the Washington, DC metropolitan area are located in large complexes of shops termed “shopping malls” (not to be confused with “The Mall”, a term used to describe the stretch of land between the Capitol and the Lincoln Monument). We have included a list of shopping malls in this section, but you may need to consult new neighbors or the White- and Yellow-Pages for additional information about specific stores.

Washington, DC

Georgetown Park
3222 M Street NW
Washington, DC 20007

Mazza Gallerie/ Chevy Chase
5300 Wisconsin Ave NW
Washington, DC 20015

Shops at Wisconsin Place
4412 Willard Avenue Suite 1
Chevy Chase, MD 20815

Virginia

Ballston Common Mall
4238 Wilson Boulevard
Arlington, VA 22203

Fair Oaks Mall
11750 Fair Oaks
Fairfax, VA 22033

Landmark Mall
5801 Duke Street
Alexandria, VA 22304

Maryland

Lakeforest Mall
701 Russell Avenue
Gaithersburg, MD
20877

Westfield Mall-Montgomery
7101 Democracy Boulevard
Bethesda, MD 20817

The Shops at Wisconsin Place
5310 Western Avenue NW
Chevy Chase, MD 20815

DISCOUNT SHOPPING

There are many bargains to be had in outlet malls. These malls are mainly comprised of factory stores where they sell their own brand of clothing at discount prices. Note, however, that some of an outlet mall’s stock may be from previous season’s fashions.

The nearest outlet locations are:

Potomac Mills Mall

2700 Potomac Mills Circle
Prince William, VA 22192
(703) 496-9330

Leesburg Outlet

241 Fort Evans Road NE
Leesburg, VA 20176
(703) 737-3071

Tanger Outlet Mall

6800 Oxon Hill Road
National Harbor, MD 20745
NH1 MetroBus from Green Line/
Branch Ave stop.

You may also try the following stores:

- TJ Maxx
- Costco (food/electronics, etc.)
- BJ's Wholesale (food/electronics, etc.)
- Ross
- Marshalls

MILITARY COMMISSARIES AND EXCHANGES

Both military commissaries and post exchanges are found on bases and are exempt from sales tax. **Military Commissaries** offer the best prices for groceries and food items. **Post Exchanges** offer competitive prices for services, clothing and house products that are comparable to full-priced retail stores.

Fort Myer	
Commissary	Post Exchange
523 Carpenter Road Fort Myer, VA22211 Phone: (703) 781-0536 Hours: M-F 0830-1930 Sat 0700-1830 Sun 0900-1800	106 McNair Road, Building 450 Phone: (703) 522-4575 Hours: M-F 0900-1900 Sat 0900-1900 Sun 1000-1800
Marine Corps Exchange/Henderson Hall (Connected to Fort Myer)	
Commissary	Post Exchange

None	1555 South Gate Road, Building 26 Phone: (703) 979-8420 ext. 7813 Hours: M-F 0730-1830 Sat 0900-1830 Sun 1000-1800
Fort Belvoir	
<i>Commissary</i>	<i>Post Exchange</i>
6050 Gorgas Road, Building 2325 Phone: (703) 806-6674 Hours: M-F 0900-2100 Sat 0800-2000 Sun 0900-1900	Building 2301 Phone: (703) 806-5416 Hours: M-F 0900-2100 Sat 0900-2100 Sun 1000-1900
Joint Base Anacostia-Bolling	
<i>Commissary</i>	<i>Base Exchange</i>
185 Chappie James Boulevard, Building 4570 Phone: (202) 767-4695 Hours: M-W, F 0930-1900 Th 0930-2000 Sat 0800-1800 Sun 0800-1700	Building 4514 Phone: (202) 562-3000 Hours: M-F 0900-1900 Sat 1000-1800 Sun 1100-1700
Joint Base Andrews	
<i>Commissary</i>	<i>Base Exchange</i>
1684 Starkey Avenue, Andrews AFB, MD Phone: (240) 857-6512 Hours: M-F 0900-2100 Sat 0900-2100 Sun 0900-1900	Building 1811 Phone: (301) 568-1500 Hours: M-F 0900-2000 Sat 0900-2000 Sun 1000-1800

Note: None of these military installations are accessible via public transportation. Please look at an online map in order to determine whether it will be best to walk to the location or take a taxi.



SOCIAL LIFE, ENTERTAINMENT, AND TOURISM

ISMO will send out newsletters before the start of every month outlining notable events around the city. DC itself also has plenty of tourist services available to help you experience the area.

Here are some resources to help you get started:

- Destination DC: www.washington.org
- Cultural Tourism DC: www.culturaltourismdc.org
- National Park Service: www.nps.gov
- Washington Post Going out Guide: <http://www.washingtonpost.com/gog/>

MUSEUMS

Washington, DC is home to the world's largest collection of museums in the world. The **Smithsonian Institution** has many beautiful, informative museums that line the National Mall. Visit their website at www.si.edu for more information.

In addition to the Smithsonian Institution, a number of other museums exist in downtown Washington that may be of interest. These include:

- The **National Gallery of Art**, **National Portrait Gallery**, and the **National Archives**, which are also located on the National Mall and are worthwhile experiences.
- The **Spy Museum** (<http://www.spymuseum.org/>)
- The **United States Holocaust Memorial Museum** (<http://www.ushmm.org/>)
- The **Newseum** (<http://www.newseum.org/>)
- The **Crime Museum** (<http://www.crimemuseum.org/>).

THEATERS

There are numerous theaters in the Washington DC metropolitan area. Here is a listing of just a few:

- **The Kennedy Center for the Performing Arts:** This location has DC's best selection of live concerts, ballets, plays etc. www.kennedy-center.org
- **Warner Theatre:** This theatre is the largest theater in Washington and is a non-profit theater which features a range of performances from American classics to premiers of new plays. <http://www.warnertheatredc.com/>
- **Ford's Theatre:** Ford's is Washington's tribute to President Abraham Lincoln. This theater is a historical site, as well as a museum and theatre that produces musicals and plays that portray American life. <http://www.fordstheatre.org/>
- **The Shakespeare Theatre:** Plays five plays each season by Shakespeare and other classical playwrights. www.shakespearetheatre.org
- **The Studio Theatre:** A small contemporary theatre with a broad range of plays near DuPont Circle in Washington DC www.studiotheatre.org

- **Arena Stage:** Located near Ft. McNair, this theatre is dedicated to providing shows that exemplify American Voices. www.arenastage.org
- **Little Theatre of Alexandria:** This theatre is the oldest award-winning theatre in the Washington metropolitan area. www.thelittletheatre.com

SPORTS

Baseball – Washington Nationals

Baseball seasons runs from February – October. For tickets, go to: <http://washington.nationals.mlb.com/>

The stadium, Nationals Park, is located only a few minutes from NDU. The closest metro stations are the Waterfront and Navy Yard stations, both located on the Green Line. The address is:

1500 South Capitol Street SE
Washington, DC 20003

American Football – Washington Redskins

Football season runs from September – February. For tickets, go to: <http://www.redskins.com/>. Please note that American football games are extremely hard to buy and should be booked well in advance.

FedEx Field is located in Maryland. The closest metro is the Morgan Boulevard station on the Blue Line. The address is as follows:

1600 FedEx Way
Landover, Maryland 20785

Hockey – Washington Capitals

Hockey seasons runs from September – June. For tickets, go to: <http://capitals.nhl.com/>

The Capitals play at the Capitol One Arena in downtown DC It is served by the Gallery Place-Chinatown Metro stop on the Green, Red, and Yellow lines. It is located at the following address:

601 F Street NW
Washington, DC 20004-1603

Basketball – Washington Wizards

Basketball season runs from October – June. For tickets, go to: <http://www.nba.com/wizards/>.

The Wizards also play in the Capitol One Arena. For metro accessibility and the address, see the location of the Capitol One Arena under the information for the Washington Capitals.

Football/Soccer – DC United

Soccer season runs from March – October. Starting July 14, 2018, DC United will play at the brand-new Audi Field next to Ft. McNair. For tickets, go to: <http://www.dcunited.com/>

Audi Field, 32-60 R St SW
Washington, DC 2000



CALENDAR OF EVENTS

Below you will find a calendar of events that take place annually in the DC area. The events take place during the same month, but the date may change from year to year, so please visit a website that keeps a current calendar of events. (Ex: <http://www.culturaltourismdc.org/things-do-see/dc-events-calendar>)

This calendar also contains the ten federal holidays recognized by the US Government. Most government services, both state and federal, will be closed on these days. It is important also to remember that along with no government buildings being open, mail will also not be delivered on these days. Some states also have their own holidays as well that are not recognized by the federal government.

JUNE

- [Annual National Capitol Barbeque](#): Pennsylvania Avenue between 9th and 14th Streets

JULY

FEDERAL HOLIDAY: Independence Day, July 4

- [July 4: Independence Day Celebrations](#)
 - National Symphony Orchestra plays on the steps of the US Capitol
 - National fireworks display takes place at dark around the Washington Monument
- [Latin American Festival](#): Latino communities in Adams Morgan and Mt Pleasant host a week-long festival
- [Virginia Scottish Games](#): Held in Alexandria on the grounds of the Episcopal High School

AUGUST

- [US Army Band](#) plays Tchaikovsky's 1812 Overture at the Washington Monument
- [Lollipop Concert](#): Music and Disney characters presented by the US Navy Band at the Jefferson Memorial

SEPTEMBER

FEDERAL HOLIDAY: Labor Day, September 7

- [International Children's Festival](#): Wolf Traps Farm presents puppet shows and events for children
- [National Symphony Orchestra's Labor Day Concert](#): Performed on the West Lawn of the US Capitol
- [Annual Kennedy Center Open House](#): Free nightly concerts and performances
- [Annual Frisbee Festival](#): on the Mall near the National Air and Space Museum

OCTOBER

FEDERAL HOLIDAY: Columbus/Indigenous Peoples Day, October 12

- [Annual Taste of DC Festival](#): Sample food from a variety of DC restaurants on The Mall
- [Marine Corps Marathon](#): The Marine Corps hosts a 26.2 mile run through Washington

NOVEMBER

FEDERAL HOLIDAY: Veterans Day, November 11

Thanksgiving Day, November 26

- **Veteran's Day:** Wreath-laying ceremony at the Tomb of the Unknown Soldier at Arlington National Cemetery

DECEMBER

FEDERAL HOLIDAY: Christmas Day, December 25

- **Annual Poinsettia Show:** US Botanical Gardens
- **US Capitol Tree Lighting:** Ceremony on the eve of the Pageant of Peace
- **Pageant of Peace:** National tree-lighting ceremony usually performed by the President of the United States
- **Lighting of the Menorah:** Lafayette Park
- **Ice skating** in the National Gallery of Art sculpture garden
- **Kennedy Center Holiday Festival:** throughout December
- **Washington National Cathedral Christmas Celebrations:** throughout December
- **Festival of Lights:** Latter-day Saint Temple Visitors Center throughout December

JANUARY

FEDERAL HOLIDAY: New Year's Day, January 1

Martin Luther King Day, January 18

- **Martin Luther King, Jr.'s Birthday:** Commemorated with a variety of activities
- **Presidential Inauguration:** held every four years (2013, 2017, 2021, etc.)

FEBRUARY

FEDERAL HOLIDAY: President's Day, February 15

- **Black History Month:** in honor of the contributions of African Americans to US history and culture
- **Chinese New Year:** Special holiday events in Chinatown (celebration sometimes occurs in late January depending on the movement of the moon)
- **Washington's Birthday:** Ceremonies at the Washington Monument and Mt. Vernon

MARCH

- **Women's History Month**
- **Annual Washington Flower and Garden Show:** Washington Convention Center
- **St. Patrick's Day Parade:** Celebrations and parade along Constitution Avenue
- **Smithsonian Kite Festival:** Around the Washington Monument

APRIL

- **White House Easter Egg Roll:** Children 10 and under (accompanied by parents) roll Easter Eggs on the White House lawn

- [Cherry Blossom Festival](#): Week-long celebration usually first week of April that concludes with the annual Cherry Blossom parade (exact dates depend on the weather and peak blooming)
- [Georgetown House Tour](#): Private homes open for public tour
- Smithsonian Crafts Show: Juried craft show of the nation's best artisans
- [Jefferson's Birthday](#): April 13th at the Jefferson Memorial
- [DC International Film Festival](#): Dozens of foreign and local films are shown

MAY

FEDERAL HOLIDAY: Memorial Day, May 31

- [Memorial Day](#): Presidential wreath-laying ceremony at Arlington National Cemetery
- [The President's Own](#): The U.S. Marine Corps Chamber Orchestra performs several free concerts throughout the month



OUTPROCESSING

Starting in November, ISMO will initiate outprocessing. ISMO will review your ITOs and set up small group meetings in January based on whether or not the U.S. government is responsible for your travel. If you are unsure whether the U.S. government is responsible for your travel, please consult Item 12 of your ITO.

RETURN TRAVEL

If ISMO is responsible for booking your return travel, you will submit a reservation request to ISMO. Do NOT purchase your dependents' tickets round trip. We cannot guarantee a match to your dependents' return flights; **wait until you have received your return reservation before booking dependent flights.** ISMO will then work with the travel agent to arrange your return tickets. Here are a few important notes about your tickets and return travel:

1. Your ticket must be on a U.S.-owned airline, and if there is a USG "contract" airline that services your country, your ticket will have to be booked on that. There is a different contract for each city, and that contract is re-awarded every year on 1 October, so the airline you came over on might not have the contract for your return flight.
2. All flights must leave from the Washington, DC area, unless you have leave on your ITO authorizing you to depart from another city.
3. All tickets must be booked from Washington to your home airport as one ticket. You cannot have a "break" in travel for a few days in another city on your way home because this is no longer considered one ticket.
4. ISMO is required by regulation to have your ticket be on most direct route back to your home country available, assuming the flight meets all other USG restrictions. ISMO cannot book you a ticket to any leave destination you would like to visit.
5. If you would like to stop somewhere on the way home and have permission to take leave, ISMO will still need to book you a ticket from DC back to your home country on the most direct route available via the travel agent. ISMO will then have the travel agent issue your ticket, and ISMO will send this final ticket to you. You may then independently call the travel agent and start a process called "leave in conjunction with official travel." You may be able to apply the value of your ticket that ISMO booked for you towards a new ticket (on the same airline) that goes to the city you are looking to visit. You are entirely responsible for any additional charges beyond the cost of the original ticket, including additional excess baggage charges from your additional flights.
6. Once the reservation has been made, you will receive an email copy for you to review. If you have any changes, please immediately respond to ISMO. Once your ticket has been booked, you will receive an electronic copy of your ticket. You will not receive a paper copy.
7. You will be reimbursed for the number of bags authorized on your ITO. At the small group sessions, I will ensure your ITO has the correct number of bags authorized. You will receive this reimbursement into your bank account as part of your final TLA payment. When you get to the airport, you are then responsible for paying for your bags. You will not be issued a separate baggage "voucher". Each airline/destination has different baggage fees, so ISMO calls each airline and reviews each ticket to determine the amount of money needed to reimburse you to cover the number of bags authorized on your ITO. When ISMO sends you a copy of your ticket, I will ask that

you also call the airline to confirm the baggage fees; sometimes different airline agents give different answers. Once we submit your final TLA voucher (which we will do between 14-22 May, 30 days prior to your departure), we cannot change the amount of money we reimburse you for baggage, so if you check into your flight ahead of time or get to the airport and discover it is a different amount, you will need to keep your receipts and submit the request to the US Security Cooperation Office back in your country.

8. Your final pay will also include the cost of a one-way taxi to your departure airport, and any other miscellaneous travel costs.

ID CARDS

You and your dependents must surrender your USID card and NDU access card at graduation. You must also surrender all dependent ID cards.

LEAVE

Please determine whether or not you would like to take leave after the end of the course or during winter break. All post-training leave must be authorized on your ITO (based on approval by your home military unit). If you do not have it on your ITO, you need to submit a letter or memo from your home approving authority to ISMO. ISMO will have an amendment to your ITO authorized.

RETAINABLE INSTRUCTIONAL MATERIALS (RIM)

You will be allowed to send home two boxes of 25 pounds each of books, manuals, and study guides at US Government expense.

The boxes will be available from ISMO in room 154. Directions for RIM will be provided at the time of packing. The boxes will be sent to the SCO at the US Embassy. They are not allowed to be mailed to your home address.

ACADEMIC REPORTS

A copy of academic transcripts will be made available to you. A letter about your academic work will be written by the Director of the International Student Management Office in conjunction with your academic advisor and will be signed by the President of the National Defense University.

APOSTILLE PROCESS

An Apostille is a French word meaning certification. An Apostille is simply the name for a specialized certificate, issued by the Secretary of State. The Apostille is attached to your original document to verify it is

legitimate and authentic so it will be accepted in one of the countries who are members of the Hague Apostille Convention.

In the weeks prior to graduation from NDU, you should contact your chain of command in your home country to determine if you will need an apostille of your diploma and/or your transcript. You will receive your diploma and official transcript on graduation day, so the window for you to complete the apostille process before you travel home is fairly short requiring you to plan ahead to complete this task.

If your country requires an apostille from the US State Department, please follow the guidance below.

You must bring the following documents to the State Department during walk-in hours **prior to departing the United States** from 0800 to 0900:

- an official transcript in a sealed envelope, provided upon graduation (but can also be requested through NDU's website)
- a copy of your diploma on letter-size paper that has been certified and notarized by NDU's Legal Office; either ISMO or NDU's Legal Office can assist you with copying your diploma
- a filled DS-4194 form, available here: <https://eforms.state.gov/Forms/ds4194.PDF>
- \$8 per document, payable by debit or credit card

The State Department will give you a receipt and a time to pick up your documents. The turn-around time is three business days.

We do not know which countries will require the apostille process as authentication procedures in students' home countries shift and change. Typically speaking, only a very small number of international graduates must obtain an apostille. In the US, official transcripts are the legal documents certifying conferral of a degree.

For more information, please see this website: <https://travel.state.gov/content/travel/en/legal/travel-legal-considerations/international-judicial-assistance/authentications-and-apostilles/requesting-authentication-services.html>